



2012

2013 03

) (

	2012	12	31
10	2		0

.....	6
.....	6
.....	8
.....	10
.....	33
.....	41
.....	46
.....	53
.....	58
.....	60
.....	160

/ /		
		International Lithium Corp.
		GFL International Co., Limited
		2012 1 1 2012 12 31

		002460
	JIANGXI GANFENG LITHIUM CO., LTD.	
	GANFENG LITHIUM	
	338000	
	338000	
	http://www.ganfenglithium.com	
	info@ ganfenglithium.com	

	0790-6415606	0790-6415606
	0790-6860528	0790-6860528
	shaojin6209@126.com	524137636@qq.com

	http://www.cninfo.com.cn

	2000 03 02		360500110000305	360504716575125	71657512-5
	2012 11 07		360500110000305	360504716575125	71657512-5

	61 7

√ □

	99		2010 8 10

□ √

□ √

	2012	2011	(%)	2010
	628,147,629.65	474,978,594.99	32.25%	359,722,325.78
	69,644,692.68	54,288,452.76	28.29%	42,642,305.09
	59,257,231.25	47,454,825.23	24.87%	38,936,664.78
	-11,676,312.38	34,406,095.87	-133.94%	-4,735,581.22
/	0.46	0.36	27.78%	0.34
/	0.46	0.36	27.78%	0.34
%	7.88%	6.62%	1.26	10.46%
	2012	2011	(%)	2010
	1,047,899,408.95	829,944,839.02	26.26%	776,498,121.96
	806,337,822.96	724,054,244.42	11.36%	714,150,422.73

1

	69,644,692.68	54,288,452.76	806,337,822.96	724,054,244.42

2

	69,644,692.68	54,288,452.76	806,337,822.96	724,054,244.42

3

	2012	2011	2010	
	-3,898,270.71	-1,246,966.60	-1,137,419.28	
	16,107,848.03	9,712,954.16	4,314,814.19	
			751,102.00	
	-257,265.85	-561,819.53	613,616.45	
	2,051,337.07	1,105,962.06	837,551.12	
	-486,487.03	-35,421.56	-1,078.07	
	10,387,461.43	6,833,627.53	3,705,640.31	--

1 —

1 —

□ √

2012

“ ”

1 2012
 62814.77 32.25 % 8209.91 27.12%
 6964.47 28.29 %
 2 2012 “ 150 ” “650 ALE”

3 2012
 863 1 1 2
 4 1 1
 3 2 1
 2012
 7 34 24 10
 80

4 2012
 139 280.1

5 “ ”
 ERP ERP-NC “ ”
 ”

1

		62785.45		32.34%	
	27521.11	43.55%	43487.12		24.11%
	69.26%		19298.33	55.56%	
30.74%		21.72%	0.68		

1 “ ” “ ”

2

3

4 2012 863

6 11

5 7 “ ” 1 “ ”

1 1 1 1

5 2012

“ 650 ” 2012 2 3 “ 150 ”

6

20%

□ √

2

	2012	2011	%
--	------	------	---

	627,854,504.85	474,440,101.38	32.34%
	293,124.80	538,493.61	-45.57%
	628,147,629.65	474,978,594.99	32.25%

√ □

		2012	2011	%
		11,459	9,972	14.91%
		12,279	10,748	14.24%

30%

√ □

33.49% 73.64%

□ √

□ √

	120,717,345.20
%	19.22%

5

√ □

			%
1	1	41,112,037.13	6.54%
2	2	25,737,435.89	4.1%
3	3	20,014,684.05	3.19%
4	4	18,886,478.67	3.01%
5	5	14,966,709.46	2.38%
	—	120,717,345.20	19.22%

3

		2012		2011		(%)
			%		%	

		491,480,949.86	99.97%	374,633,776.53	99.98%	-0.01%
		124,320.47	0.03%	82,811.14	0.02%	0.01%

		2012		2011		%
			%		%	
		205,918,873.98	41.89%	143,534,846.58	38.3%	3.59%
		127,098,202.95	25.85%	111,731,263.33	29.82%	-3.97%
		158,463,872.93	32.23%	119,367,666.62	31.86%	0.38%

	312,385,803.71
%	53.77%

5

√ □

			%
1	1	184,850,480.22	31.82%
2	2	46,723,082.80	8.04%
3	3	37,089,993.76	6.38%
4	4	30,923,931.62	5.32%
5	5	12,798,315.31	2.2%
	—	312,385,803.71	53.77%

4

	2012	2011	%
	19,592,706.01	11,195,102.57	75.01%
	37,882,916.41	31,835,270.37	19.00%
	-1,811,982.81	-4,900,148.83	63.02%

5

1

	2012	2011	%	2010
	2,225.02	1,935.10	14.98%	1447.25
	62,785.45	47,497.86	32.19%	35972.23
%	3.54%	4.07%	-12.93%	4.02

2

--

		2012
-11,676,312.38	34,406,095.87	-133.94%
47,755,248.86	4,233,657.49	1,027.99%
238,826,900.74	166,003,167.77	43.87%
-191,071,651.88	-161,769,510.28	-18.11%
212,411,784.50	41,000,000.00	418.08%
135,121,356.58		

	153,827,013.37	127,098,202.95	17.38%	11.58%	13.75%	-1.57%
	198,816,379.14	158,463,872.93	20.3%	37.24%	32.75%	

	33,451,423.61	3.19%	3,240,000.00	0.39%	2.8%	
	76,716,301.03	7.32%	51,452,407.03	6.2%	1.12%	
	40,101,820.95	3.83%	18,588,136.98	2.24%	1.59%	

3

1.	0.00	0.00	0.00	0.00	0.00	0.00	0.00
2.	0.00	0.00	0.00	0.00	0.00	0.00	0.00
3.	0.00	0.00	0.00	0.00	0.00	0.00	0.00
	0.00	0.00	0.00	0.00	0.00	0.00	0.00

” 2012 8 24

“

”

“

”

—“

”2

2012
2
4

863 1
1 3

1 1
1

23,303,100.00	43,877,197.20	-46.89%
		%
		100%
		100%

2

				%		%				
		1,200,000.00	1,296,000	0.18%	1,296,000	0.18%	1,200,000.00	194,400.00		
		1,200,000.00	1,296,000	--	1,296,000	--	1,200,000.00	194,400.00	--	--

3

				%		%				
		0.00	0	--	0	--	0.00	0.00	--	--

2

1

	0	--	--	--	0	0	0	--	0	--	--
	0										

2

 √**3**

2

	()	(1)	(2)	(%)(3) (2)/(1)						
1	650	9,500	9,500	1,610.89	9,644.57	101.52%	2012 03 31	3,138.2		
2	150	2,900	1,976.69	267.25	2,035.98	103%	2012 02 29	401.28		
3		1,500	1,500	1,165.03	1,499.81	99.99%	2013 02 28	0		
	--	13,900	12,976.69	3,043.17	13,180.36	--	--	3,539.48	--	--
1	60%	756	756		756	100%		30.35		
2		12,000	16,333	12,158.43	15,297.27	93.66%	2014 02 28			
3		1,500	1,500	1,200	1,500	100%				
4	ES04-1	889.3	889.3		889.3	100%				
5	51%	2,040	2,040		2,040	100%		-155.32		

		16,333	12,158.43	15,297.28	93.66%	2014 28	02		
	--	18,309.69	12,425.68	17,333.26	--	--	401.28	--	--
	()		1	2011	150		150		
					59.29	2,900	2035.98		
				923.31			1,976.69		
						923.31		2	8
			17					2012	
				4333		450			
				”				“	
				16,333					
	()				150				

4

							()	()	
--	--	--	--	--	--	--	-----	-----	--

13,500 281,377,18 236,032,98 353,462,56
 7.21 5.56 8.55

					7	3			
				2,000	18,287,433. 89	18,765,742. 04		-1,063,31 7.83	-1,063,794.83

2660

1

28 < > [2012]81
 2012 -2014 2012 8 17 2013 1 22 2012 2012 7 26 2012 12 2013

√ □

10		0
10		2
10		0
		152,801,000.00
		30,560,200.00
		54,628,345.13
2012 12 31	2012 -2014	2012
3056.02	15280.1	10 2.00

3

1 2010

2010 12 31 10000 10 4
 4000
 2010 12 31 10000 10 5
 10000 15000 476242130.95 426242130.95

2 2011

2011 12 31 15000 10 2
 3000

” 2012 “ ” “ A

2012 05 22					
2012 04 25					
2012 06 01					
2012 06 12				;	

2012 10 16

□ √

□ √

			0	0	0	0	--	0	--
		(%)							0%

1

						(%)				
	49%	650.31	2012.12.28					-	2012 12 18	2012-053

										49%
										2013-009
										2013.1.26
			2013.1.6							2012-052
	25%	180							2012 12 18	25%
										2013-009
										2013.1.26

1

2012 12 14
 49% 678.15
 49% 100%
 2013 1 26

2

2012 12 14
 25% 180
 25% 100% 2013 1 26

2

						(%)							


3

International
Lithium Corp.

10%

□ √

2



	0	0	0	0
(%)				0%

3

--	--	--	--	--	--	--	--	--	--	--

1 **5%**

		3				
--	--	---	--	--	--	--

2008 6 1

2008
06
01

--	--	--	--	--	--	--	--

	58
	6

√

√

/						
---	--	--	--	--	--	--

5%

√

		(%)							(%)	
	72,671,457	48.45%	2,801,000				-1,722,247	1,078,753	73,750,210	48.27%
3	50,546,137	33.7%	2,801,000					2,801,000	53,347,137	34.92%
5	22,125,320	14.75%					-1,722,247	-1,722,247	20,403,073	13.35%
	77,328,543	51.55%					1,722,247	1,722,247	79,050,790	51.73%
1	77,328,543	51.55%					1,722,247	1,722,247	79,050,790	51.73%
	150,000,000	100%	2,801,000					2,801,000	152,801,000	100%

1 2,801,000 152801000
2 25% 1,722,247

√ □

1 2012 6 25

2 2012 7 19

3 2012 8 17 2012 355
2012 1

4 2012 9 14

5 2012 9 20

2801000

√ □

152 801 000

2011

0.36

1

	2010 08 10	20.7 /	25,000,000	2010 08 10	25,000,000	
	2012 11 05	13.11 /	2,747,000	2012 11 05		
	2012 11 16	11.5 /	54,000	2012 11 16		

1

2010 870

[2010]253

2010 8 10

2 500

26 54000
152801000

2

139 2801000 2801000 36634170 150000000 152801000

3

--	--	--

1

		25,633	5				25,560
5%							
		%					
		28.9%	44,157,375	0	44,157,375	0	
		10.8%	16,498,984	-1337891	13,377,656	3,121,328	
		5.56%	8,489,925	0	0	8,489,925	
		1.94%	2,968,753	2,968,753	0	2,968,753	
		1.72%	2,628,928	-392,800	2,266,296	362,632	
		1.52%	2,321,663	0	2,321,663	0	
		1.52%	2,321,662	0	2,321,662	0	
		1.46%	2,229,350	0	1,672,012	557,338	
		0.91%	1,389,600	0	1,389,600	0	
		0.84%	1,279,000	-95750	1,031,062	247,938	
10							
		5%					

10			
	4		
	8,489,925		8,489,925
	3,121,328		3,121,328
	2,968,753		2,968,753
-	665,650		665,650
	557,338		557,338
	457,134		457,134
	362,632		362,632
	343,770		343,770
	316,922		316,922
	304,000		

5	2007 12	2010 12
10		

□ √



□ √

4 **10%**

	/				
--	---	--	--	--	--

/						
---	--	--	--	--	--	--

2012 12 28

16.3 /

4 000

				46	2010 03	12	2013 03	12	44,157,375		44,157,375
				45	2010 03	12	2013 03	12	17,836,875	1,337,891	16,498,984
				36	2010 03	12	2013 03	12	0		0
				43	2011 10	05	2012 09	03	0		0
				46	2012 11	04	2013 03	12	0		0
				45	2010 03	12	2013 03	12	3,021,728	392,800	2,628,928
				45	2010 03	12	2013 03	12	725,925		725,925
				70	2010 03	12	2013 03	12	0		0
				42	2010 03	12	2013 03	12	0		0
				46	2010 03	12	2013 03	12	0		0
				57	2010 03	12	2013 03	12	2,229,350		2,229,350
				38	2010 03	12	2013 03	12	1,389,600		1,389,600
				43	2010 03	12	2013 03	12	0		0
				48	2010 27	12	2013 21	02	1,374,750	95,750	1,279,000
				51	2010 27	12	2013 03	12	416,700	10,000	406,700

				51	2010 27	12	2013 03	12	402,525		30,000	372,525
				41	2010 27	12	2012 15	03	250,006			250,006
				35	2010 27	12	2013 03	12	0	120,000		120,000

1968

1943

1971

1967

()

1956

2007 12

2003 9
2010 12

2006 7

1975

2000 6

2006 9

2007 5

2007 12

1970

1998 2000

2001 2009

()

1965

2000 3

2007 5

2007 12

2010 12

1962

2007 5

2007 12

2010 12

1962

2007 1

2007 5

2007 12

2010 9

2010 12

2012 6

1979

2004 2007

2007

2010 12

1967

2004 4

2011 8

1969

2008

2

2012 6

√ □

√ □

1

2

--	--	--	--	--	--	--	--

46

391,402.45

√ □

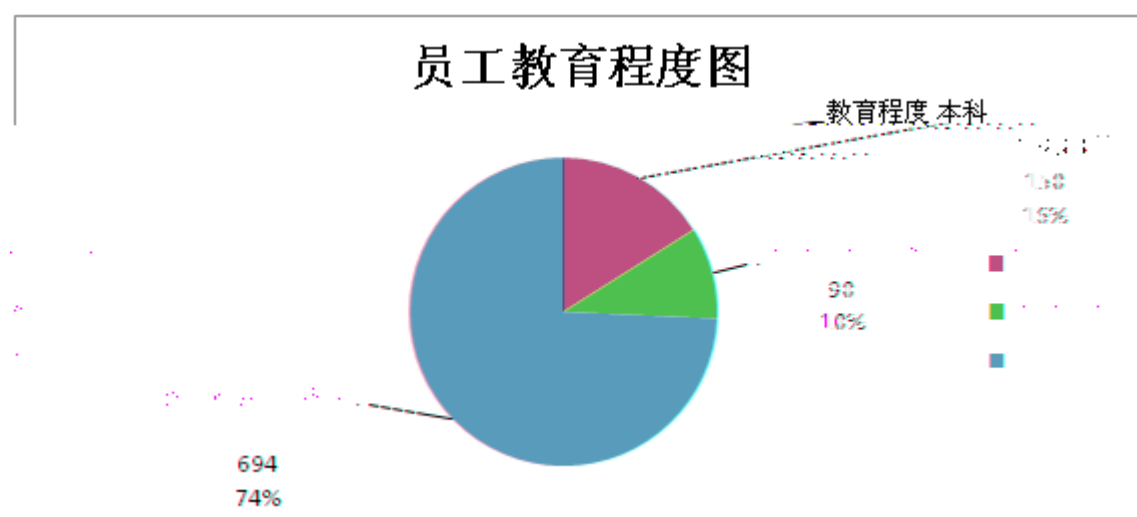
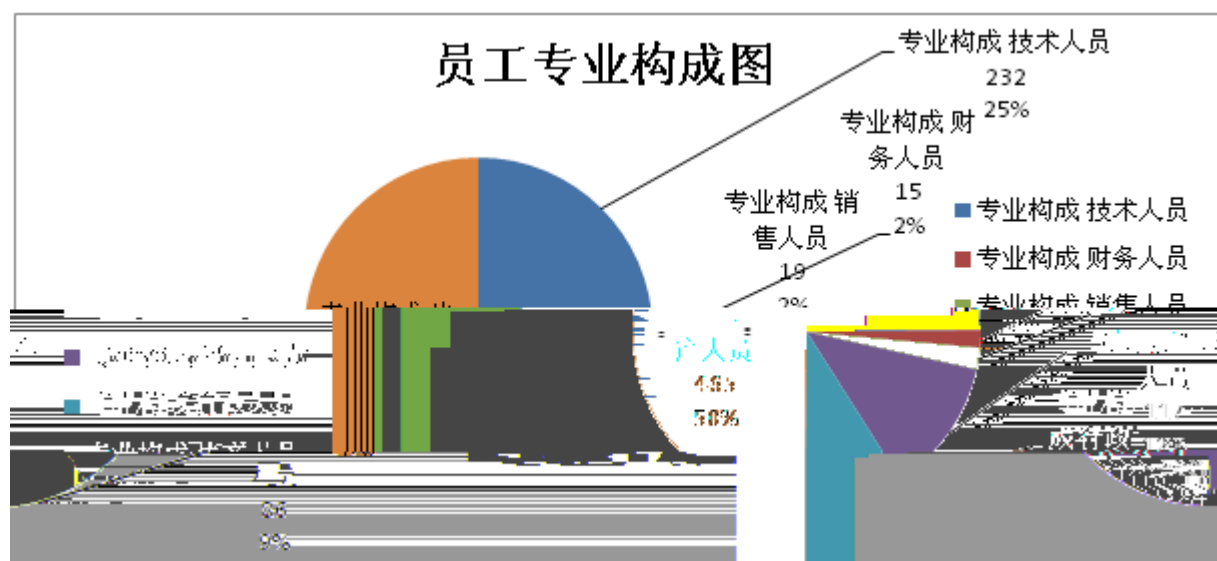
				/	/			/	
		0	0			0	120,000	13.11	120,000
		0	0			0	150,000	13.11	150,000
	--	0	0	--	--	0	270,000	--	270,000

			2012 03 09	
			2012 03 15	

934

:

			%
		232	24.84%
		15	1.61%
		19	2.03%
		117	12.53%
		86	9.21%
		465	49.79%
			%
		150	16.06%
		90	9.70%
		694	74.30%



2013

BI

()

1

2

()

50546137

33.08%

()

9

()

3

2012

()

()

()

()

139

2801000

()

□ √

37 2012 5 8 < 2012 > 2012
[2012]81

2012—2014 2013 1 4 2013
www.cninfo.com.cn

2011 12 17 www.cninfo.com.cn

1

2011					
2011	2012 04 11	1 2011	3 2011	2 2011	2012 04 12
		4 2011	5 2011		www.cninfo.com.cn
		6 2011			2012-012 2011

		2012	7			
		8		;9		
			150	10		
			11			

2

--	--	--	--	--	--	--

1

2012

2012 08

17

	1
--	---

2

√

3

√

1

2011

2

2012

2

2

1

2

3

6

2012

2012

□ √

()

()

()

()

()

2008 6 1

“ ”

2012 12 31

2012

2012

2012

1

2

3

4

	2013 04 02
	2013 4 2

□ √

□ √

□ √

2012

	2013 03 29
	[2013] 111239

2012

2012

2012

2012 12 31

2

1

1

	88,659,365.88	207,825,946.86
	58,864,731.06	39,583,606.97
	138,908,485.41	91,799,550.63
	83,699,237.75	70,764,995.69
	2,218,048.13	2,977,351.41
	185,507,262.74	120,922,952.02
	557,857,130.97	533,874,403.58
	11,275,020.72	10,742,203.62
	332,074.23	359,684.55
	233,580,228.02	166,075,640.70

	146,520,998.20	66,906,672.03
	14,357,314.44	9,673,173.95
	63,245,215.64	30,280,508.52
	3,479,266.52	8,902,666.52
	89,302.00	
	4,526,489.01	3,129,885.55
	12,636,369.20	
	490,042,277.98	296,070,435.44
	1,047,899,408.95	829,944,839.02
	70,719,041.91	
	33,451,423.61	3,240,000.00
	76,716,301.03	51,452,407.03
	3,490,303.74	4,577,973.73
	6,578,541.55	4,945,715.08
	-1,029,139.51	2,161,752.65
	7,262,144.51	5,311,252.90

	40,101,820.95	18,588,136.98
	237,290,437.79	90,277,238.37
	237,290,437.79	90,277,238.37
	152,801,000.00	150,000,000.00
	466,368,931.91	426,542,447.57
	4,971,892.18	4,909,079.24
	15,627,710.50	12,233,861.61
	167,366,791.09	131,115,947.30
	-798,502.72	-747,091.30
	806,337,822.96	724,054,244.42
	4,271,148.20	15,613,356.23
	810,608,971.16	739,667,600.65
	1,047,899,408.95	829,944,839.02

2

	72,396,338.00	171,727,099.18

	29,146,235.85	22,748,774.87
	44,013,093.49	21,422,978.04
	69,668,117.54	61,309,367.98
	23,319,641.65	9,741,272.49
	109,804,204.33	61,581,349.26
	348,347,630.86	348,530,841.82
	268,573,652.69	245,270,552.69
	332,074.23	359,684.55
	113,693,529.35	68,859,747.36
	134,724,868.08	40,085,774.19
	9,692,678.13	6,769,999.18
	47,723,007.89	13,885,056.81
	1,322,190.51	852,076.45
	576,062,000.88	376,082,891.23
	924,409,631.74	724,613,733.05
	46,283,254.61	

	30,451,423.61	
	58,960,942.41	27,861,008.25
	2,017,503.28	654,845.21
	3,441,452.55	2,926,679.13
	2,205,286.44	9,189,452.19
	63,622,799.58	26,205,658.91
	30,555,816.13	14,813,920.73
	237,538,478.61	81,651,564.42
	237,538,478.61	81,651,564.42
	152,801,000.00	150,000,000.00
	463,677,563.97	426,242,130.95
	136,533.53	402,470.98
	15,627,710.50	12,233,861.61
	54,628,345.13	54,083,705.09
	686,871,153.13	642,962,168.63
	924,409,631.74	724,613,733.05

3

	628,147,629.65	474,978,594.99
	628,147,629.65	474,978,594.99
	555,604,996.49	416,686,866.10
	491,605,270.33	374,716,587.67
	1,946,628.12	1,752,135.04
	19,592,706.01	11,195,102.57
	37,882,916.41	31,835,270.37
	-1,811,982.81	-4,900,148.83
	6,389,458.43	2,087,919.28
“ ”		
“ ”	-2,395,825.01	-1,684,163.49

“ ”	82,099,119.62	64,585,199.22
“ ”	14,102,483.65	11,498,512.20

“ ”	31,601,869.02	32,138,117.11
	10,698,764.55	7,106,504.49
	2,654,005.42	469,682.64
	2,340,177.22	391,070.82
“ ”	39,646,628.15	38,774,938.96
	5,708,139.22	6,343,746.99
“ ”	33,938,488.93	32,431,191.97
	--	--
	0.22	

	1,824,440.63	1,167,855.25
	22,474,879.87	17,838,146.25
	648,680,606.27	532,062,230.26
	560,374,178.07	425,625,484.11
	47,772,674.13	42,247,837.63
	36,916,806.54	20,073,557.86
	15,293,259.91	9,709,254.79
	660,356,918.65	497,656,134.39
	-11,676,312.38	34,406,095.87
	194,400.00	155,520.00
	1,220,848.86	728,137.49
	46,340,000.00	3,350,000.00
	47,755,248.86	4,233,657.49
	216,327,403.67	137,355,221.23
	9,863,127.87	11,381,887.11
		17,266,059.43
	12,636,369.20	
	238,826,900.74	166,003,167.77
	-191,071,651.88	-161,769,510.28
	37,634,170.00	1,000,000.00

	174,777,614.50	40,000,000.00
	212,411,784.50	41,000,000.00
	104,058,572.59	40,000,000.00
	31,062,783.99	41,967,733.27
		1,328,855.66
	135,121,356.58	81,967,733.27
	77,290,427.92	-40,967,733.27
	-543,960.59	-1,112,483.01
	-126,001,496.93	-169,443,630.69
	196,413,687.15	

	499,841,540.47	355,693,739.99
	-19,968,177.84	30,585,909.73
	194,400.00	313,839.70
	405,700.46	1,866,565.42
	44,840,000.00	3,350,000.00
	45,440,100.46	5,530,405.12
	169,764,332.45	79,680,344.56
	21,740,085.76	43,877,197.20
	191,504,418.21	123,557,541.76
	-146,064,317.75	-118,027,136.64
	36,634,170.00	
	138,406,668.52	30,000,000.00
	30,740,153.37	21,332,564.71
	205,780,991.89	51,332,564.71
	92,123,413.91	30,000,000.00
	30,766,987.27	40,450,513.90
	20,931,055.28	8,916,279.92
	143,821,456.46	79,366,793.82
	61,959,535.43	-28,034,229.11
	-487,079.72	
	-104,560,039.88	-115,475,456.02
	161,948,099.18	277,423,555.20
	57,388,059.30	161,948,099.18

7

	150,000,000.00	426,542,447.57		4,909,079.24	12,233,861.61		131,115,947.30	-747,091.30	15,613,356.23	739,667,600.65
	150,000,000.00	426,542,447.57		4,909,079.24	12,233,861.61		131,115,947.30	-747,091.30	15,613,356.23	739,667,600.65
“ ”	2,801,000.00	39,826,484.34		62,812.94	3,393.848.89		36,250,843.79	-51,411.42	-11,342,208.03	70,941,370.51
							69,644,692.68		-1,648,056.71	67,996,635.97
								-51,411.42		-51,411.42
							69,644,692.68	-51,411.42	-1,648,056.71	67,945,224.55
	2,801,000.00	37,435,433.02							-9,694,151.32	30,542,281.70


2									
3						-30,000, 000.00			-30,000,00 0.00
4									
1									

	50,000,	-50,000,		-3,637,5	3,243,11		11,045,3	-747,09	11,187,78	21,091,610
“ ”	000.00	000.00		39.77	9.20		33.56	1.30	8.65	.34
							54,288,4		-1,201,76	53,086,687
							52.76		5.74	.02
								-747,09		-747,091.3
								1.30		0
							54,288,4	-747,09	-1,201,76	52,339,595
							52.76	1.30	5.74	.72
									13,718,41	13,718,410
									0.05	.05
1										

	150,000,000.00	426,542,447.57		4,909,079.24	12,233,861.61		131,115,947.30	-747,091.30	15,613,356.23	739,667,600.65

8

	150,000,000.00	426,242,130.95		402,470.98	12,233,861.61		54,083,705.09	642,962,168.63		
	150,000,000.00	426,242,130.95		402,470.98						



							.97	.97
1								
2								
3								
					3,243,119. 20		-43,243,11 9.20	-40,000,00 0.00
1					3,243,119. 20		-3,243,119. 20	
2								
3							-40,000,00 0.00	-40,000,00 0.00
4								
	50,000,000 .00	-50,000,00 0.00						
1	50,000,000 .00	-50,000,00 0.00						
2								
3								
4								
					-207,032.9 6			-207,032.9 6
1					1,045,310. 00			1,045,310. 00
2					-1,252,342. 96			-1,252,342. 96
	150,000,00 0.00	426,242,13 0.95		402,470.98	12,233,861 .61		54,083,705 .09	642,962,16 8.63

“ ”

2000 3 2

2007 10 15

2007 6 30

(2007) 23909

， 2007 11 27 ， 7,500
 “ [2010]870 ” 2010 8
 25,000,000
 2010 2010 12 31 10000
 10 5 15,000.00
 2012
 274.7 113 274.7
 33,266,170.00 15,274.70
 2012
 5.4 26 5.4
 567,000.00 15,280.10
 2012 11 7 360500110000305

“ ”

:

1

2006 2 15
 —— 38
 (“ ”)
 15 —— (2010)

2

3

1 1 12 31

4

5

1

2

12

6

1

2

“ ”

9

1

2

1

2

3

4

4

5

6

1

2

7

10

1

	200

2

--	--	--

3	100%	100%
---	------	------

✓

✓

3



4

5

12

1

1

2

2

1

14

1

1

2

2

3

		%	%
	20	5%	4.75%
	5	5%	19%
	5	5%	19%
	5	5%	19%
	10	10%	9.5%
	1	5%	63.33%

4

5

1

2

3

4

15

1

2

3

16

1

1

2

3

2

3

3

4

17

18

19

1

1

2

2

	5-10	
	10	

3

5

20

21

22

1

1

2

3

2

2

A

3

4

24

25

1

2

1

2

3

4

26

1

2

27

1

2

28

1

1

2

2

1

3

29

1

2

30

31

32

$\sqrt{\quad}$

1

$\sqrt{\quad}$

2


$\sqrt{\quad}$

33

$\sqrt{\quad}$

1

$\sqrt{\quad}$



3

9

10

GFL International Co., Limited
6.2855

1

:							

2

1

	0.00	0.00
	0.00	0.00
	0.00	0.00
	0.00	0.00
	0.00	0.00
	0.00	0.00
	0.00	0.00

2

--	--	--

3

--	--	--	--	--

	2012 12 13	2013 06 13	2,700,000.00	
	2012 09 07	2013 03 06	2,457,000.00	

2

--	--	--

3

6

1

		(%)		(%)		(%)		(%)
	8,346,134.38	5.89%	834,633.70	10%	37,845,676.17	40.63%		

133,386,868.10 94.11%

		(%)			(%)	
1	--	--	--	--	--	--
6	61,425,445.33	90.02%		50,509,128.58	91.32%	
7-12	4,471,912.31	6.55%	447,191.24	3,282,910.69	5.94%	328,291.06
1	65,897,357.64	96.57%	447,191.24	53,792,039.27	97.26%	328,291.06
1 2	1,334,477.46	1.96%	533,790.98	696,343.97	1.26%	278,537.59
2 3	422,606.90	0.62%	338,085.52	361,599.33	0.65%	289,279.46
3	580,546.01	0.85%	580,546.01	459,342.65	0.83%	459,342.65
	68,234,988.01	--	1,899,613.75	55,309,325.22	--	1,355,450.76

√

√

√

2

--	--	--	--	--

			%	
--	--	--	---	--

3

--	--	--	--	--

4

5

5

5

				(%)
		8,367,900.00	6	5.9%
		6,776,791.60	6	4.78%
		5,683,439.23	6	4.01%
		5,295,658.05	6	3.74%
		4,776,000.00	6	3.37%
	--	30,899,788.88	--	21.8%

6

			(%)
--	--	--	-----

7

--	--	--

8

7

1

		(%)		(%)		(%)		(%)
	2,253,201.83	100%	35,153.70	1.56%	3,663,994.83	100%	686,643.42	18.74%
	2,253,201.83	100%	35,153.70	1.57%	3,663,994.83	100%	686,643.42	1,874%
	2,253,201.83	--	35,153.70	--	3,663,994.83	--	686,643.42	--

□ √

√ □

		(%)		(%)		(%)		(%)
1								

--	--	--	--	--

			%	
--	--	--	---	--

3

--	--	--	--	--	--

4

5

5

5

			(%)
--	--	--	-----

6

				(%)
--	--	--	--	-----

7

			(%)
INTERNATIONAL LITHIUM CORP.		159,227.43	7.07%

8

--	--	--

9


8

1

		%		%
1	82,206,738.59	98.22%	68,178,525.33	96.34%
1 2	1,016,173.24	1.21%	2,572,931.61	3.64%
2 3	471,325.92	0.56%	8,538.75	0.01%
3	5,000.00	0.01%	5,000.00	0.01%
	83,699,237.75	--	70,764,995.69	--

2

TALISONLITHIUM LIM		21,481,544.35	2012 12 01



3

			%
--	--	--	---

10

--	--	--

11

1

	0.00	0.00
	0.00	0.00
	0.00	0.00

2

--	--	--	--	--	--	--	--	--

12

1

--	--	--

2



13



14



	--	15,663,96	10,742,20	532,817.1	11,275,02	--	--	--			194,400.0
		4.06	3.62	0	0.72						0

2

--	--	--

1

International Lithium Corp.

International Lithium Corp.2012

2 International Lithium Corp.

2012 12 31

0.04

GFL International Co.,Limited

International Lithium Corp.

13,431,326

3,394,810.63

3

International Lithium Corp.

17.45%

International Lithium Corp.

International Lithium Corp.

4

International Lithium Corp.

16

1

	618,262.13			618,262.13

	359,684.55	-27,610.32		332,074.23
1.	303,005.74	-26,440.80		276,564.94
2.	56,678.81	-1,169.52		55,509.29

				27,610.32

2

1	0.00						0.00
1	0.00						0.00
2	0.00						0.00
3	0.00						0.00
2	0.00						0.00
1	0.00						0.00
2	0.00						0.00
3	0.00						0.00
3	0.00						0.00
1	0.00						0.00
2	0.00						0.00

17

1

	235,956,932.18	102,377,548.07	7,935,973.04	330,398,507.21
	73,310,784.21	21,094,962.68	1,598,456.47	92,807,290.42
	82,004,392.45	31,393,371.47	4,370,254.15	109,027,509.77

	4,774,369.48		825,375.17	373,238.00	5,226,506.65
	23,453,291.75		8,262,163.62	362,243.23	31,353,212.14
	52,414,094.29		40,801,675.13	1,231,781.19	91,983,988.23
--					
	69,881,291.48		30,477,145.78	3,540,158.07	96,818,279.19
	13,339,002.60		5,811,347.10	550,763.29	18,599,586.41
	24,068,375.55		10,064,984.98	1,761,288.22	32,372,072.31
	2,109,408.44		774,135.83	240,579.21	2,642,965.06
	9,513,253.37		5,141,722.96	339,012.36	14,315,963.97
	20,851,251.52		8,684,954.91	648,514.99	28,887,691.44
--			--		
	166,075,640.70		--		233,580,228.02
	59,971,781.61		--		74,207,704.01
	57,936,016.90		--		76,655,437.46
	2,664,961.04		--		2,583,541.59
	13,940,038.38		--		17,037,248.17
	31,562,842.77		--		63,096,296.79
			--		
			--		
	166,075,640.70		--		233,580,228.02
	59,971,781.61		--		74,207,704.01
	57,936,016.90		--		76,655,437.46
	2,664,961.04		--		2,583,541.59
	13,940,038.38		--		17,037,248.17
	31,562,842.77		--		63,096,296.79

30,477,145.78

91,544,871.23

2

--	--	--	--	--	--

3

--	--	--	--	--	--

4

--	--

5

--	--	--	--	--

6

15,475,547.94		2013

18

1

10Kt	102,705,574.62		102,705,574.62	3,610,018.37		3,610,018.37
650	1,177,702.50		1,177,702.50	2,600,618.65		2,600,618.65
				57,040.00		57,040.00
	10,573,459.33		10,573,459.33	130,275.40		130,275.40
	4,365,240.51		4,365,240.51			
3000	4,311,427.96		4,311,427.96			

880,826.29

2000				1,050,719.86		1,050,719.86
18				1,460,414.91		1,460,414.91
				290,905.29		290,905.29
				19,263,157.64		19,263,157.64
				4,228,169.70		4,228,169.70
ALE	19,204,440.94		19,204,440.94	8,700.00		8,700.00
	2,516,640.89		2,516,640.89	3,129,968.45		3,129,968.45
	146,520,998.20		146,520,998.20	66,906,672.03		66,906,672.03

2

						(%)					(%)	
10Kt	293,676,000.00	3,610,018.37	135,681,361.63	2,058,145.93	34,527,659.45	47.43%						102,705,574.62
650	95,000,000.00	2,600,618.65	1,801,498.68	2,287,356.19	937,058.64	100%						1,177,702.50
		57,040.00	1,831,929.94	1,888,969.94								

	3,000,00 0.00	1,181,98 1.40	1,667,92 7.43	2,849,90 8.83		95%						
	4,500,00 0.00	3,214,95 2.65	973,367. 02	4,188,31 9.67		93.07%						
30	4,500,00 0.00	3,275,04 4.02	581,009. 96	3,856,05 3.98		85.69%						
	25,750,0 00.00	23,398,6 99.55	417,021. 53	23,815,7 21.08		92.49%						
2000	1,100,00 0.00	1,050,71 9.86	123,851. 03	1,174,57 0.89		106.78%						
18		1,460,41 4.91	63,846.1 5	1,524,26 1.06								
	3,070,00 0.00	290,905. 29	3,239,91 7.75	3,530,82 3.04		115.01%						
	19,766,9 00.00	19,263,1 57.64	249,669. 85	19,512,8 27.49		98.71%						
	5,600,00 0.00	4,228,16 9.70	1,013,71 1.03	5,241,88 0.73		93.61%						

8,700.00
0.00

4

--	--	--

5

19

	9,673,173.95	101,602,537.51	96,918,397.02	14,357,314.44
	9,673,173.95	101,602,537.51	96,918,397.02	14,357,314.44

20

--	--	--	--

1

21

1

2

	0.00			0.00
--	------	--	--	------

22

				22
--	--	--	--	----

	116,353.85	-15,342.60		101,011.25
	2,945,772.45	-614,019.45		2,331,753.00

2

100

24

	976,251.25			976,251.25	
	7,926,415.27			7,926,415.27	5,423,400.00
	8,902,666.52			8,902,666.52	5,423,400.00

1	2010	7,560,000		60%	976,251.25
2	2011	20,400,000		51%	7,926,415.27
1.		5			7.56%
	5				
	— 2011				
	—	5	10%		
2.		5			
7.56%	5				

— 2012
— 5 10%
250.3 5,423,400.00

25

		99,202.00	9,900.00		89,302.00	
		99,202.00	9,900.00		89,302.00	--

26

1

	728,626.82	511,519.93
	828,091.45	550,115.48
	540,339.45	
		102,000.00
	966,273.14	987,620.55
	605,277.82	650,816.05
	857,880.33	327,813.54
	4,526,489.01	3,129,885.55

	28,761,247.36	20,392,166.00
	28,761,247.36	20,392,166.00

--	--	--	--

2

	4,526,489.01		3,129,885.55	

GFL INTERNATIONAL CO., LTD.)
INTERNATIONAL LITHIUM CORP.)200

10%

2

100

0.08

0.1

29

1

	50,988,359.91	
	19,730,682.00	
	70,719,041.91	

2

--	--	--	--	--	--

30

--	--	--

31

	33,451,423.61	3,240,000.00
	33,451,423.61	3,240,000.00

32

1

	33,202,259.03	30,768,672.84
	43,514,042.00	20,683,734.19
	76,716,301.03	51,452,407.03

2

5 5

	0.00	

3

33

1

	3,490,303.74	4,577,973.73
	3,490,303.74	4,577,973.73

2

5 5

	0.00	

3

34

--	--	--	--	--

		3,868,573.64	3,868,573.64	
	688,558.27	3,213,309.72	3,244,379.54	657,488.45
	218,146.00	463,798.00	551,015.00	130,929.00
		57,500.00	57,500.00	
	1,877,355.50	5,240,233.60	4,872,546.95	2,245,042.15
	4,945,715.08	56,334,443.96	54,701,617.49	6,578,541.55
	0.00			
	2,245,042.15	0.00	57,500.00	

35

	-10,314,725.38	-4,127,633.37
	4,537.00	12,982.66
	8,263,551.58	4,808,159.49
	99,117.38	164,489.30
	108,022.58	373,502.33
	141,579.33	114,311.92
	407,646.05	407,643.45
	106,752.38	294,038.64
	154,379.57	114,258.23
	-1,029,139.51	2,161,752.65

36

--	--	--

37

--	--	--

38

1



40

1

--	--	--

2

--	--	--

					%		

			(%)			
--	--	--	-----	--	--	--

3

--	--	--	--	--	--	--	--	--	--

4

			%			
--	--	--	---	--	--	--

41

--	--	--

	40,101,820.95	18,588,136.98
	40,101,820.95	18,588,136.98

	3,205,232.54	2,809,920.73		64,104.60	2,745,816.13
	6,000,000.00	6,000,000.00		600,000.00	5,400,000.00
	560,000.00	504,000.00	240,000.00	104,000.00	640,000.00
	4,300,000.00	4,300,000.00		430,000.00	3,870,000.00
	1,200,000.00	1,200,000.00			1,200,000.00
	22,100,000.00		22,100,000.00		22,100,000.00
	4,386,676.00	3,774,216.25		78,211.43	3,696,004.82
300	300	500,000.00	500,000.00	50,000.00	450,000.00
	42,251,908.54	18,588,136.98	22,840,000.00	1,326,316.03	40,101,820.95

42

1

--	--	--

2

				%		
--	--	--	--	---	--	--

44

1

			%			
--	--	--	---	--	--	--

2

45

--	--	--	--	--	--

46

--	--	--

47

	150,000,000.00	2,801,000.00				2,801,000.00	152,801,000.00

3

1

2012

274.7	113	2012 9	274.7
274.7		33,266,170.00	
2012	114052		

2

2012

5.4 5.4 26 2012 10 5.4

567,000.00

2012 114132

48

49

	4,909,079.24	6,108,448.86	6,045,635.92	4,971,892.18
	4,909,079.24	6,108,448.86	6,045,635.92	4,971,892.18

50

	426,542,447.57	36,224,221.32		462,766,668.89
		3,602,263.02		3,602,263.02
	426,542,447.57	39,826,484.34		466,368,931.91

1 2012 33,833,170.00

2 2012 3,602,263.02

3 49%

() -2,499,615.81

2,499,615.81

4 25%

()

108,564.49 108,564.49

51

--	--	--	--	--

	12,233,861.61	3,393,848.89		15,627,710.50
	12,233,861.61	3,393,848.89		15,627,710.50

52

53

	131,115,947.30	--
	131,115,947.30	--
	69,644,692.68	--
	3,393,848.89	10%
	30,000,000.00	
	167,366,791.09	--

- 1)
- 2)
- 3)
- 4)
- 5)

54

1

--	--

2

	627,854,504.85	491,480,949.86	474,440,101.38	374,633,776.53
	627,854,504.85	491,480,949.86	474,440,101.38	374,633,776.53

3

	275,211,112.34	205,918,873.98		

55

				“ ”	
				“ ”	

56

	69,946.72	80,260.77	
	929,778.30	813,123.07	
	834,930.80	651,890.20	
	111,972.30	206,861.00	
	1,946,628.12	1,752,135.04	--

57

	1,441,555.95	1,416,802.57
	11,872,345.56	6,140,552.00
	773,524.59	466,218.83
	3,740,640.83	1,142,955.67
	383,459.86	446,907.34
	166,363.16	352,345.92
	1,214,816.06	1,229,320.24
	19,592,706.01	11,195,102.57

58

	22,283,610.44	15,786,326.73

	3,264,495.32	2,813,359.10
	650,995.79	644,302.19
	1,952,334.50	2,979,697.08
	2,784,336.16	1,997,800.21
	1,560,748.93	1,205,411.54

2

	194,400.00	155,520.00	
	194,400.00	155,520.00	--

3

International Lithium Corp.	-2,590,225.01	-1,839,683.49	
	-2,590,225.01	-1,839,683.49	--

62

	966,058.43	265,576.14
		1,822,343.14
	5,423,400.00	
	6,389,458.43	2,087,919.28

63

1

	9,354.34	88,495.60	9,354.34
	9,354.34	88,495.60	9,354.34
	16,107,848.03	9,786,419.95	16,107,848.03
	203,441.35	122,887.88	203,441.35
	16,320,643.72	9,997,803.43	16,320,643.72

2

1			
	600,000.00		
	430,000.00		
	78,211.43	85,321.56	
	64,104.60	64,104.60	
	104,000.00	56,000.00	
300	300	50,000.00	
2			
	8,517,243.00	6,032,621.00	

64

	3,907,625.05	1,335,462.20	3,907,625.05
	3,907,625.05	1,335,462.20	3,907,625.05
	199,000.00	20,000.00	199,000.00
		50,899.34	

1

	69,644,692.68	54,288,452.76
	150,695,750.00	150,000,000.00
/	0.46	0.36

	150,000,000.00	150,000,000.00
	695,750.00	
	150,695,750.00	150,000,000.00

67

4.	-51,411.42	-747,091.30
	-51,411.42	-747,091.30
	-51,411.42	-747,091.30

68

1

1	3,995,856.52
2	14,781,532.00
3	3,697,491.35
	22,474,879.87

2

	15,293,259.91
	15,293,259.91

3

3

	70,412,190.22	196,413,687.15
	116,002.21	134,460.90
	70,296,188.01	196,279,226.25
	70,412,190.22	196,413,687.15

70

“ ”

1**2**

--	--	--	--	--	--	--

						3,400.00	100%	100%	77882190-X
						500.00	100%	100%	79947534-8
					/	1,000.00	100%	100%	67795459-4
						10.00	100%	100%	66749481-1
						500.00	100%	100%	68853407-7
						880.00	60%	60%	77540327-8

2,0

INTERNAT ONAL LITHIUM CORP.			Mike Sieb		CAD 7,425,557	17.45%	17.45%		
--------------------------------------	--	--	-----------	--	------------------	--------	--------	--	--

4

--	--	--

5

1

				%	%

				%	%

2 /

/

/	/	/	/	/	/	/
---	---	---	---	---	---	---

/

/	/	/	
---	---	---	--

3

--	--	--	--	--	--	--

--	--	--	--	--	--	--

4

		25,974,828.79	2012 03 21	2014 03 21	
		117,215,236.41	2012 10 16	2013 12 31	
		3,000,000.00	2012 06 28	2013 06 27	

5

INTERNATONAL LITHIUM CORP.	1,000,000.00	2012 11 30	2014 11 29		10%
INTERNATONAL LITHIUM CORP.	1,000,000.00	2012 12 19	2014 12 18		10%

6

--	--	--	--	--	--

5

1

2013 3 5

2013

123

”

1

2011 5 17

2

24600

3

2011 8 26

2,336,798.39

2012 6 30

4

750

350

400

5

1

6

2012 7

1

2

1

	/
--	---

		213,936,415.64	120,241,773.84	78,636,661.14
		18,800,000.00	6,000,000.00	12,800,000.00
		245,989,333.24	136,638,157.84	94,035,976.32

2

1

--	--	--	--

2

3

2013 3 29			2012	
2012	10%	3,393,848.89		
54,628,345.13	2012 12 31	152,801,000		10
2.00		30,560,200		
	2012			

1

2

3

4

5

6

200 "Blackstairs" 2%
 6 6 20%
 40 80% 160 "Blackstairs" 100%
 Blackstairs
 6 1 2 51%
 100%
 2012 12 31 2.5
 GFL INTERNATIONAL CO., LTD.)
 INTERNATIONAL LITHIUM CORP.) Blackstair
 Blackstairs

1

1

		(%)		(%)		(%)		(%)
	3,983,080.00	8.88%	398,308.00	2%	2,185,670.00	10.18%		

	3,983,080.00	398,308.00	--	--
--	--------------	------------	----	----

√ □

		(%)			(%)	
1	--	--	--	--	--	--
6	37,948,195.60	92.9%	0.00	18,814,720.98	97.54%	0.00
7-12	2,466,272.54	6.04%	246,627.25	467,157.84	2.42%	46,715.78
1	40,414,468.14	98.94%	246,627.25	19,281,878.82	99.96%	46,715.78
1 2	434,134.34	1.06%	173,653.74	875.00	0%	350.00
2 3				8,100.00	0.04%	6,480.00
	40,848,602.48	--	420,280.99	19,290,853.82	--	53,545.78

□ √

□ √

□ √

2

--	--	--	--	--

			%	
0	0.00	0.00	0%	

3

			0.00		

4

5

5

	0.00	0.00	0.00	0.00

5

6

				(%)
1		5,881,409.93	6	13.12%
2		3,983,080.00	1	8.88%
3		3,282,800.00	6	7.32%
4		2,339,626.11	6	5.22%
5		2,250,000.00	6	5.02%
	--	17,736,916.04	--	39.56%

7

€

		(%)
--	--	-----

9**2****1**

		(%)		(%)		(%)		(%)
			0.00	0%	7,308,958.74	73.25		0.00
						%		

6	23,286,539.65	99.8%	0.00	1,914,534.15	71.72%	0.00
7-12	16,580.00	0.07%	1,658.00	216,476.00	8.11%	21,647.60
1	23,303,119.65	99.87%	1,658.00	2,131,010.15	79.83%	21,647.60
1 2	30,300.00	0.13%	12,120.00	538,252.00	20.16%	215,300.80
3	210.00	0%	210.00	210.00	0.01%	210.00
	23,333,629.65	--	13,988.00	2,669,472.15	--	237,158.40

√

√

√

2

--	--	--	--	--

			%	
	0.00	0.00	0%	

3

			0.00	

4

5

5

	0.00	0.00	0.00
			0.00

5

6

				(%)
		15,497,724.69	6	66.42%
GFL International Co., Limited		5,173,008.93	6	22.17%
		1,401,810.70	6	6.01%
		200,000.00	6	0.86%
		190,000.00	6	0.81%
	--	22,462,544.32	--	96.27%

7

				(%)
1		5,173,008.93		22.16%
2		1,339.56		0%
3		15,497,724.69		66.41%
4		1,401,810.70		6%
	--	22,073,883.88		94.57%

8

0.00

9

3

					(%)	(%)			

		137,157,1 59.93	137,157,1 59.93		137,157,1 59.93	100%	100%				
		35,386,13 9.74	35,386,13 9.74		35,386,13 9.74	100%	100%				
		4,990,055 .82	4,990,055 .82		4,990,055 .82	100%	100%				
		10,000,00 0.00	10,000,00 0.00		10,000,00 0.00	100%	100%				
		100,000.0 0	100,000.0 0		100,000.0 0	100%	100%				
		5,000,000 .00	5,000,000 .00		5,000,000 .00	100%	100%				
		7,560,000 .00	7,560,000 .00		7,560,000 .00	60%	60%				
		3,000,000 .00	3,000,000 .00	16,800,00 0.00	19,800,00 0.00	100%	100%				

2

	424,915,492.70	366,689,725.97	328,701,862.03	275,136,897.73
	424,915,492.70	366,689,725.97	328,701,862.03	275,136,897.73

3

			2,176,068.36	1,803,128.22
	160,789,575.47	140,888,414.78	115,714,301.58	97,680,972.01
	44,939,611.38	37,209,928.88		

5	11,162,170.07	2.63%
	224,848,932.43	52.9%

5

1

	194,400.00	313,839.70
	194,400.00	313,839.70

2

	194,400.00	155,520.00	

3

--	--	--

✘

	“ ”	-470,114.06	-251,455.83
	“ ”	-48,222,855.07	-8,042,846.01
	“ ”	-51,418,527.81	-13,744,738.71
	“ ”	32,268,174.56	16,080,304.05
		-1,892,953.13	-5,106,532.96
		-19,968,177.84	30,585,909.73
2		--	--
3		--	--
		57,388,059.30	161,948,099.18
		161,948,099.18	277,423,555.20
		-104,560,039.88	-115,475,456.02

7



	58,864,731.06	39,583,606.97	48.71%	
	138,908,485.41	91,799,550.63	51.32%	
	185,507,262.74	120,922,952.02	53.41%	1 2 2013
	233,580,228.02	166,075,640.70	40.65%	650
	146,520,998.20	66,906,672.03	118.99%	ALE (
	63,245,215.64	30,280,508.52	108.86%	
	33,451,423.61	3,240,000.00	932.45%	
	76,716,301.03	51,452,407.03	49.10%	
	40,101,820.95	18,588,136.98	115.74%	
	628,147,629.65	474,978,594.99	32.25%	
	491,605,270.33	374,716,587.67	31.19%	
	19,592,706.01	11,195,102.57	75.01%	
	-1,811,982.81	-4,900,148.83	-63.02%	

