

**2013**

**2014 04**

			<b>2013</b>	<b>12</b>	<b>31</b>	
	<b>10</b>		<b>1.50</b>			<b>0</b>
		<b>10</b>	<b>10</b>			
)					(	

<b>2013</b>	.....	<b>1</b>
	.....	<b>1</b>
	.....	<b>2</b>
	.....	<b>2</b>
	.....	<b>3</b>
	.....	<b>6</b>
	.....	<b>8</b>
	.....	<b>10</b>
	.....	<b>10</b>
	.....	<b>12</b>
	.....	<b>12</b>
	.....	<b>51</b>

---

/ /		
		International Lithium Corp.
		GFL International Co.,Limited
		2013 1 1 2013 12 31





	2000 03 02		360500110000305	360504716575125	71657512-5
	2013 12 31		360500110000305	360504716575125	71657512-5

	61 7

	99		2013 12 30 2014

	2013	2012	(%)	2011
	686,267,000.36	628,147,629.65	9.25%	474,978,594.99
	74,123,526.67	69,644,692.68	6.43%	54,288,452.76
	64,337,127.47	59,257,231.25	8.57%	47,454,825.23
	63,556,446.47	-11,676,312.38	644.32%	34,406,095.87
/	0.49	0.46	6.52%	0.36
/	0.49	0.46	6.52%	0.36
%	7.75%	7.88%	-0.13%	6.62%
	2013	2012	(%)	2011
	1,795,891,836.47	1,047,899,408.95	71.38%	829,944,839.02
	1,341,058,317.62	806,337,822.96	66.31%	724,054,244.42

1

	74,123,526.67	69,644,692.68	1,341,058,317.62	806,337,822.96

2

--	--	--	--



	74,123,526.67	69,644,692.68	1,341,058,317.62	806,337,822.96

3

	2013	2012	2011	
	-3,499,379.39	-3,898,270.71	-1,246,966.60	
	20,023,241.21	16,107,848.03	9,712,954.16	
	0.00			
	1,209,226.67			
	-8,100,832.71	-257,265.85	-561,819.53	
	-976,251.25			
	3,045,561.49	2,051,337.07	1,105,962.06	
	-4,175,956.16	-486,487.03	-35,421.56	
	9,786,399.20	10,387,461.43	6,833,627.53	--

1 —

1 —

2013

“ 500 ” “ ” “ 4,500  
 ” 2,547.1275 4.99  
 4.83  
 2013

ERP-NC “ ” “ ”

2013 4  
 5 5  
 2 7 2013 12 5 4  
 38 16 10 2013 2013 “  
 ” “ ” “ ” “  
 ”  
 17.41% Blackstair  
 “ ”

1

2013 68626.7  
 9.25 % 8609.54 4.87% 7412.35

6.43% 29961.24 8.87%  
 16465.93 7.04% 54185.8 24.6%  
 78.98% 14418.68 25.29%  
 21.02% 23.22% 1.5

863 14  
 5 5 2 7  
 “ ” 1 “ ” 1 1  
 2 2 “ ”  
 “ ” “ ” Blackstair 51%  
 “ ” “ 500 ” “ 4,500  
 ”  
 20%

2

		2013	2012	% ?
		686,044,833.99	627,854,504.85	9.27%
		222,166.37	293,124.80	-24.21%
		686,267,000.36	628,147,629.65	9.25%

		2013	2012	%
		13,404	11,459	16.97%
		13,682	12,279	11.43%



		136,923,589.61	25.99%	127,098,202.95	25.85%	0.14%
		169,654,534.22	32.2%	158,463,872.93	32.23%	-0.03%

		313,810,988.72
	%	52.23%

5

			%
1	1	150,703,543.45	25.08%
2	2	49,822,274.24	8.29%
3	3	46,114,698.37	7.68%
4	4	36,309,361.92	6.04%
5	5	30,861,110.74	5.14%
	—	313,810,988.72	52.23%

4

	2013	2012	%
	20,202,405.12	19,592,706.01	3.11%
	49,737,290.90	37,882,916.41	31.29%
	4,893,233.26	-1,811,982.81	370.05%
	16,553,952.70	14,102,483.65	17.38%

1	1185.44	31.29%	1255	2012	306
2	670.52	370.05%			

5

	2013	2012	%	2011
	3,008.54	2,225.02	35.21%	1,935.10
	68,604.48	62,785.45	9.27%	47,497.86
%	4.39%	3.54%	24.01%	4.07%

6

	2013	2012	%
	745,302,395.31	648,680,606.27	14.9%
	681,745,948.84	660,356,918.65	3.24%
	63,556,446.47	-11,676,312.38	644.32%
	8,831,113.19	47,755,248.86	-81.51%
	261,489,578.73	238,826,900.74	9.49%
	-252,658,465.54	-191,071,651.88	-32.23%
	934,812,985.39	212,411,784.50	340.09%
	282,346,256.53	135,121,356.58	108.96%
	652,466,728.86	77,290,427.92	744.18%
	462,885,500.09	-126,001,496.93	467.37%

30%

1	644.32%	15.61%
2	32.23%	
3	744.18%	

			(%)	%	%	%
	686,044,833.99	526,742,818.11	23.22%	9.27%	7.17%	1.5%
	299,612,437.25	220,164,694.28	26.52%	8.87%	6.92%	1.34%
	164,659,286.43	136,923,589.61	16.84%	7.04%	7.73%	-0.54%
	221,773,110.31	169,654,534.22	23.5%	11.55%	7.06%	3.2%

	541,858,021.00	411,134,005.30	24.13%	24.6%	20.11%	2.84%
	144,186,812.99	115,608,812.81	19.82%	-25.29%	-22.51%	-2.88%

1

1

	2013		2012		%	
		%		%		
	544,895,978.66	30.34%	88,659,365.88	8.46%	21.88%	
	170,046,344.13	9.47%	138,908,485.41	13.26%	-3.79%	
	219,409,953.19	12.22%	185,507,262.74	17.7%	-5.48%	
	304,463.91	0.02%	332,074.23	0.03%	-0.01%	
	8,776,847.36	0.49%	11,275,020.72	1.08%	-0.59%	
	253,691,240.11	14.13%	233,580,228.02	22.29%	-8.16%	
	315,396,253.42	17.56%	146,520,998.20	13.98%	3.58%	

2

	2013		2012		%	
		%		%		
	266,946,650.90	14.86%	70,719,041.91	6.75%	8.11%	2013
	7,000,000.00	0.39%	0.00	0%	0.39%	





3			201310552644.7	
4			201310515854.9	
5			201310485720.7	
6			ZL 201110190405.2	
7			ZL201110396466.4	
8			ZL201220702609.X	
9			ZL201220347252.8	
10			ZL 201220347261.7	
11			ZL 201220348422.4	
12			ZL201220349787.9	
13			ZL201220349821.2	
14			ZL201220349866.X	

2013

“

”

“

”

“

5			
6			
7			

2

(1) Blackstair

2013 1 -5

AURUM

Blackstair

8

Blackstair

AURUM

Blackstairs

0.5-2Km,

—

30

5

GFL International Co.,Limited(

“ ”)

Blackstair

Blackstairs

TNR Gold

Corporation

Blackstairs Lithium LTD

“

” ,

Blackstairs

2013 12

Blackstairs

51%

49%

(2) Mariana

2013

Bake&McKenzie

Mariana -

Mariana -

9

3

2013 10

Geos Job

No. 2551-01

225 585 /

9389 11292 /

Marian

420 590

2013 5 6

2013

228.9

228.9

Mariana -

51%

1,199,000

Mariana -

26%

Mariana -

Mariana -

80%

1

1

		%
0.00	23,303,100.00	0%
		%

2

				%		%				
		1,200,000. 00	1,296,000	0.18%	1,503,360	0.18%	1,200,000. 00	0.00		
		1,200,000. 00	1,296,000	--	1,503,360	--	1,200,000. 00	0.00	--	--

3

					%		%				
			0.00	0	--	0	--	0.00	0.00	--	--

2

1

--	--	--	--	--	--	--	--	--	--	--	--

				0	--	--	--	0	0	0	0	0
)												

2

										%		
				0	--	--	0		0	0%	0	0
)												

3

	59,734.78
	0
	5,256.31
%	5.47%

2

	( )	(1)	(2)	(%)(3) (2)/(1)						
650		9,500	9,500	11.28	9,655.85	101.64%	2012 03 31	3,090.14		
150		2,900	1,976.69		2,035.98	103%	2012 02 29	837.88		
		1,500	1,500	16.89	1,516.7	101.11%	2013 02 28			
500		19,362.5	19,362.5				2014 12 31			
		13,034.6	13,034.6	10,717.49	10,717.49	82.22%	2014 12 31			
4,500		15,871.31	15,871.31				2014 12 31			
	--	62,168.41	61,245.1	10,745.66	23,926.02	--	--	3,928.02	--	--
60%		756	756		756	100%		-687.31		
		12,000	16,333	1,402.88	16,700.15	102.25%	2014 02 01			

---

	1,500	1,500	1,500	100%	-390.21
ES04-1	889.3	889.3	889.3	100%	
51%	2,040	2,040	2,040	100%	-94.36
	4,333				

**3**

	(1)	(2)	$(\%) (3) = (2) / (1)$		
--	-----	-----	------------------------	--	--

			/	5,000	218,779,807.30	203,134,608.28		-56,801.05	-42,825.79
				500	29,716,358.79	9,726,358.79	7,692.31	-556,411.44	-206,411.44
				2,000	26,759,049.48	14,863,607.25	882,656.66	-3,901,934.94	-3,902,134.79
				2660	16,953,462.61	16,522,721.64	10,336,178.61	-1,646,214.34	-1,850,167.77
				10	376,549.26	-177,306.02	3,186,592.53	43,352.25	23,191.28
GFL International Co., Limited				HKD 100	38,603,704.53	25,789,847.36	60,366,566.28	-6,448,286.78	-6,448,286.78
				880	1,611,951.60	-777,365.88	13,442,556.14	-1,015,345.97	-11,455,236.38




5

	0	0	0	--	--

“ ” “ ”

2013 20 /

2013

2014 1 28

2013 12

28

12

28

40

30

:2014 2015

2013

5% 10%

10% 20%

1

“ ”

2

1 “ ”

“ ”

2

3

4

2014

2014

1 10000 500 2013

2

3

863

4

“ ”

“

”

2014

1

10-20

2

3

“

”

[2012]81

< > 2012 7 26 2012 12

28

2012 -2014 2012 8 17 2013 1 22 2012

2013


3

1 2011

2011 12 31 15000 10 2

3000

2 2012

2012 12 31 15280.1 10 2.00

3056.02

3 2013

2013 12 31 178,250,275 10 1.50

26,737,541.25 2013 12 31

178,250,275 10 10 356,500,550

2013

			%
2013	26,737,541.25	74,123,526.67	36.07%
2012	30,560,200.00	69,644,692.68	43.88%
2011	30,000,000.00	54,288,452.76	55.26%

10		0
10		1.50
10		10
		178,250,275
		26,737,541.25
		77,441,476.22
		100%
		20
	2012 -2014	2013
2013	10%	5,930,370.12
2013 12 31	17825.0275	10
26737541.25		1.50
		10
	2012 -2014	10

“ “ ” ” “ ”

1

2

“ ” ISO9001 ISO14001 GB/T28001 “ ” “ ”

“ ” “ ” “ ” “ ” “ ”

AAA

3

4

2013

100%

5

“ ” “ ” “ ” “ ” “ ” “ ” “ ”

2013 04 24					
2013 04 25					
2013 06 04					

---

2013 06 06					
2013 08 14					
2013 08 15					
2013 08 22					

---

2013 08 23					
2013 09 05					
2013 11 08					



---

--	--	--	--	--	--

( )			( )	( )	( )		
2013 3 5			2013 4 22 2013 5 8				
2013 123				2013 7 20			2013 03 07
"	986.14			"		2013 07 25	2013-016  2013 07 25
					"		2013-051



<p>"</p>			<p>"</p> <p>2011</p> <p>8 28</p> <p>" 2</p> <p>"</p> <p>30</p> <p>3273527.13</p>				<p>2013-087</p>
----------	--	--	--	--	--	--	-----------------

			" 3				
			"				
			2011 8 28				
			2012 5				

			"				
			2013 5				
7	:1 2012		2013 9 6				2013 07 25
	1			2013 9 13		2013 09 30	2013-050  2013 09 30 2013-064
1				[2013]1715			

5	2 2 2013						
---	----------------	--	--	--	--	--	--

2013	3	8	3	12	21					
				"	"					
				8800						
				1						
2012	4	2								
				2						
	3				4500					
				4		2013	03	14		2013-017
					8800					
				1						
				2012	7					
					2013-016					

		2012	12	18		
				1		
2	2012	5	11			
				2011	10	9
3	2011	6				
	51%			2011-025		
				2012		
12				2012-053		
	49%					
				4500		
4				2013	3	5
	2013				123	
9861398.39						
				8800		



			0	0	0	0	--	0	--	
										0%
			2014 04 15							

## 1

			2	3	4	(%)		5	
			2012 9 25						2013 12 10
International Lithium Corp.	Blackstairs	480	2013 12					2013 12 10	2013-085
			2014 3 18						

			Blackstairs Lithium Limited 51%										
			Internati onal Lithium Corp 49%										

2

					3	(%)							
--	--	--	--	--	---	-----	--	--	--	--	--	--	--

3

2012

100%



LITHIUM CORP.			International Co., Limited ) 200 2 10% 100 0.1 2 GFL International Co., Limited ) 228.9 2013 12 31 1395.58 2 10% 119.9 2013 5 24 109 2014 4				
---------------	--	--	--	--	--	--	--

			10				

**5**

2013

4,000 ( )  
2013 12 13

2,547.1275                      49,923.699                      8                      2,040,817

44,157,375                      28.90%

25.91%                      2,040,817                      46,198,192

2013-005		2013	01	04	
2013-006	2013	2013	01	23	
2013-087		2013	12	27	

**1**

**1**

10%

**2**

10%

3

10%

2

	2011 08 16	8,000	2012 04 11	2,799.69		2014 3 21		
	2013 03 20	8,000	2013 03 27	2,912.14		2014 3 27		
	2011 08 16	1,000	2013 07 30	1,000		2014 3 21		
	2011 08 16	2,000	2013 02 25	1,999		2014 3 20		
B1		8,000		B2		11,649.03		
B3		19,000		B4		8,710.83		
A1+B1		8,000		A2+B2		11,649.03		
A3+B3		19,000		A4+B4		8,710.83		
A4+B4				%		6.5%		

C		0
D	70%	0
50% E		0
C+D+E		0

**1**

			(%)				(%)			
		0	0%	--	--	0	0%	--	--	--

**3**

--	--	--	--	--	--	--	--	--	--	--

**4**

**1**      **5%**

			2010 08 10	



		(1)			
		(2)			

			3		
			2008 06 01		

		2008 6 1			
			"	2010 08 10 3	
		40%	50%"		
	2013 12		2013 12 30		
	7 --	7			

		--			
		10%	2012 12 28		
		30%			
		2012-2014			


2

--	--	--	--	--	--	--	--

	50
	7

“ ”

/						
---	--	--	--	--	--	--

5%

2012 12 28  
 2013 1 22 2013  
 [2013]1424  
 2013 12 16 2,547.1275 19.60 /  
 49,923.699 1,655.288433 48,268.410567  
 25,471,275.00 - 457,212,830.67  
 2013 12 30

2013-001	2013 01 04	
2013-004	2013 01 04	
2013-006 2013	2013 01 23	
2013-068	2013 10 19	
2013-074 A	2013 11 12	
2013-088	2013 12 27	

2

2013 7 9

2013 8 22

2013

2013 5 22

2013 6 14 2013

60%

2013-053	2013 08 24	

---

2013-055	2013 08 24	
2013-055      2013	2013 09 12	

		(%)							(%)
	73,750,210	48.27%	25,471,275			-18,536,858	6,934,417	80,684,627	45.26%
2			6,700,000				6,700,000	6,700,000	3.76%
3	73,750,210	48.27%	18,771,275			-18,536,858	234,417	73,984,627	41.5%
			13,430,458				13,430,458	13,430,458	7.53%
	73,750,210	48.27%	5,340,817			-18,536,858	-13,196,041	60,554,169	33.97%
	79,050,790	51.73%				18,536,858	18,536,858	97,587,648	54.74%
1	79,050,790	51.73%				18,536,858	18,536,858	97,587,648	54.74%
	152,801,000	100%	25,471,275			0	25,471,275	178,272,275	100%

1 25,471,275 178,272,275

2 25%

18,536,858

3 2013 7 19 2013 9 11 2013

22000 2013 12 20

2013 12 31

178,250,275.00

178,250,275.00 2014 1 27

20,000

2014 2 12

2,000

2014 2 12

178,250,275



2012 12 28

2013

A

2013 11 11

2013 1 22

2013 10 18

[2013]1424

2013 12 16

	2012 11 16	11.5 /	54,000	2012 11 16	13,000	
	2013 12 30	19.60 /	25,471,275	2013 12 30		

1 “ 2010 870 ”

[2010]253

2010 8 10 2,500 , 1.00 20.7 , 2010  
 8 10 10000  
 2 2010 2010 12 31 10000  
 10 5 2011 5 27 15000

3 2012 6 255201273K149EHTgN/S010/TT31Tf1.0133TD(48)TD(03.Tn.06BD48)E>Tha3007TDGAT.053GUJ324KATWg

1

		20,501	5				19,009	
		5%	10					
		%						
		25.91%	46,198,19	2,040,817	35,158,84	11,039,34	7,980,501	
		9.25%	16,498,98	0	12,374,23	4,124,746	2,383,300	
		4.48%	7,989,925	-500,000	0	7,989,925		
		3.03%	5,400,000	5,400,000	5,400,000	0		
		1.91%	3,400,000	3,400,000	3,400,000	0		
		1.91%	3,400,000	3,400,000	3,400,000	0		
		1.85%	3,300,000	3,300,000	3,300,000	0		
		1.85%	3,300,000	3,300,000	3,300,000	0		
		1.85%	3,300,000	3,300,000	3,300,000	0		
		1.47%	2,628,928	0	1,971,696	657,232	1,205,100	
10								
3								
	1		10				2	
		10						
					11,039,344		11,039,344	
					7,989,925		7,989,925	
					4,124,746		4,124,746	
					2,321,662		2,321,662	
					2,221,663		2,221,663	
					1,199,856		1,199,856	
					1,000,996		1,000,996	
					1,000,021		1,000,021	

		900,000		900,000
	11	854,473		854,473
10			10	
10				2
10				
	4			

1		7495400		178,272,275	4.20%
			2013	12 10	2014
12 10		2013 12 10	2013	12 10	
	2013 12 31	46,198,192		25.91%	
	7495400	16.22%		4.20%	
2		2383300		1.34%	
		2013 12 10		2014 12 10	
	2013 12 10	2013 12 10			
	2013 12 31	16498984		9.25%	
	2383300	14.45%		1.34%	
3		1205100		0.68%	
		2013 12 10		2014 12 10	
	2013 12 10	2013 12 10			
	2013 12 31	2,628,928		1.47%	
	1205100	45.84%		0.68%	

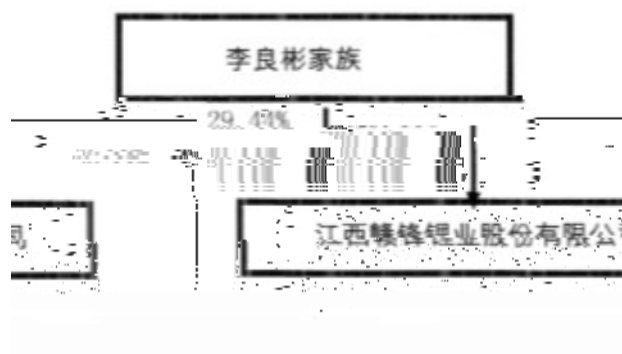
2

5	2007 12	2010 12
	2013 12	

10	
----	--

3

5	2007 12	2010 12
10	2013 12	



4                    10%

	/				
--	---	--	--	--	--

/		%		%		
			2,040,817	1.14%	2013 01 04	2013 12 27

2012 12 28

	16.3 /	4,000	
		2013 1 22	2013
	2013 10 18	A	
2013 11 11	[2013]1424		
	2013 12 16		2,547.1275
19.60 /	2,040,817	178,272,275	1.14%

				47	2013 03	12	2016 03	12	44,157,375	2,040,817		46,198,192
				46	2013 03	12	2016 03	12	16,498,984			16,498,984
				37	2010 03	12	2013 03	12	0			0
				51	2013 03	12	2016 03	12	0			0
				68	2013 03	12	2016 03	12	0			0
				50	2013 03	12	2016 03	12	0			0
				51	2013 03	12	2016 03	12	0			0
				39	2013 03	12	2016 03	12	156,702		145,702	11,000
				33	2013 03	12	2016 03	12	60,000		15,000	45,000
				47	2013 03	12	2016 03	12	0			0
				46	2013 03	12	2016 03	12	2,628,928			2,628,928
				45	2010 03	12	2013 03	12	725,925			725,925
				71	2010 03	12	2013 03	12	0			0
				43	2010 03	12	2013 03	12	0			0
				47	2010 03	12	2013 03	12	0			0

				58	2013 03	12	2016 03	12	2,229,350			2,229,350
				39	2010 03	12	2013 03	12	1,389,600			1,389,600
				44	2010 03	12	2013 03	12	0			0
				52	2010 27	12	2013 03	12	406,700		44,175	362,525
				52	2013 03	12	2016 03	12	372,525			372,525
				36	2013 03	12	2016 03	12	120,000		30,000	90,000
				47	2013 03	12	2016 03	12	499,238			499,238
				45	2013 03	12	2016 03	12	150,000			150,000
				49	2010 27	12	2013 21	02	1,279,000		30,000	1,249,000
	--	--	--	--	--	--	--	--	70,674,327	2,040,817	264,877	72,450,267

5

1967

2000 3 -2006 7  
2007 5 -2007 12  
2010 12

1968

2006 7 -2007 5  
2007 12

EMBA

12

2007 5 -2007 12  
2010 12

2006 7 2010  
2007 12 2010 12

1963 9

1968



12

2005 6

2007

1966

2009 6

2013 12

1967

2004 4

1946

1963

1964

1956

1975

1981

1962

2007 1

2007 5

2007 12

2010 9

2010 12

1979

2004

2007

2007

1969

2008

2

--	--	--	--	--	--



1

2

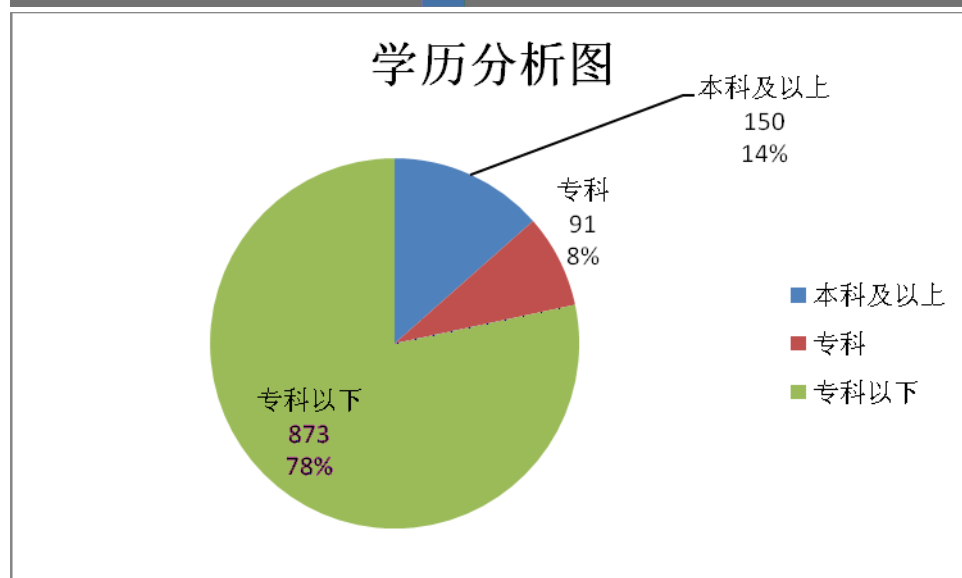
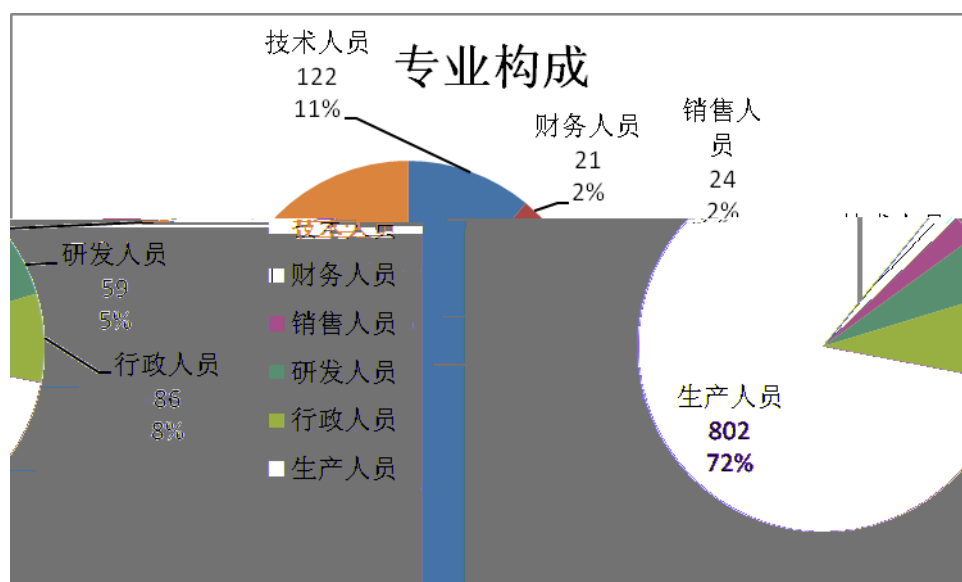
			47		456,000	0	456,000

			46		372,000	0	372,000
			37		22,000	0	22,000
			51		2,000	0	2,000
			68		5,000	0	5,000
			50		5,000	0	5,000
			51		5,000	0	5,000
			39		74,300	0	74,300
			33		108,000	0	108,000
			47		0	96,000	96,000
			46		264,000	0	264,000
			45		22,000	0	22,000
			71		55,000	0	55,000
			43		55,000	0	55,000
			47		55,000	0	55,000
			58		173,400	0	173,400
			39		103,200	0	103,200
			44		22,000	0	22,000
			52		262,000	0	262,000
			52		248,000	0	248,000
			36		150,000	0	150,000
			47		248,000	0	248,000
			45		209,000	0	209,000
			49		20,000	0	20,000
	--	--	--	--	2,935,900	96,000	3,031,900

			2013 02 21	
			2013 12 03	

			2013 12 03	
			2013 12 03	
			2013 12 03	
			2013 12 03	
			2013 12 03	
			2013 12 03	
			2013 12 03	
			2013 12 03	
			2013 12 03	
			2013 12 03	
			2013 12 03	
			2013 12 03	
			2013 12 03	
			2013 12 03	
			2013 12 03	

			%
		122	10.95%
		21	1.89%
		24	2.15%
		59	5.30%
		86	7.72%
		802	71.99%
			%
		150	13.46%
		91	8.17%
		873	78.37%



2013

BI

( )

1

6

( )

52586954

29.50%

( )

4

9

3

2

	2013.1.24		2013.1.26
	2013.2.26		2013.2.28
	2013.3.29		2013.4.2
	2013.4.19		2013.4.23
	2013.5.6		2013.5.7
	2013.5.22		2013.5.24
	2013.7.19		2013.7.23
	2013.7.23		2013.7.24

	2013.8.22		2013.8.24
	2013.10.23		2013.10.25
	2013.11.14		2013.11.16
	2013.12.3		2013.12.4
	2013.12.27		2013.12.31

( )

3

2013

9

	2013.3.29		2013.4.2
	2013.4.19		2013.4.23
	2013.5.22		2013.5.24
	2013.7.19		2013.7.23
	2013.8.22		2013.8.24
	2013.10.23		2013.10.25
	2013.11.16		2013.11.16
	2013.12.3		2013.12.4
	2013.12.27		2013.12.31

( )

( )

( )



( )

( )

2011 12 17

www.cninfo.com.cn

**1**

		1	2012		
				2	
			2012		
				3	
			2012		
				4	
			2012		
				5	
			2012		
				6	
2012	2013 05 15				2013 05 16
			2012		
			2013		
				7	
				8	
			GFL International Co.,Limited		
					www.cninfo.com.cn
					2013-032
					2012

---

		9			
		10			

2



A

1

2013

2013 01 22

		2012-2014			
		A			
2013	2013 03 19	1	2	2013 03 20	www.cninfo.com.cn 2013-018 2013
2013					
		1			
		2			

		60% ;			
2013	2013 09 11	1  2 3 < > 4		2013 09 12	www.cninfo.com.cn  2013-061 2013
2013	2013 12 03	1 1.1.1 1.1.2 1.1.3 1.1.4 1.1.5 1.1.6 1.2.1 1.2.2 1.2.3 2 2.1 2.2 3		2013 12 04	www.cninfo.com.cn  2013-081 2013

**1**

	11	4	7	0	0	
	11	4	7	0	0	
	11	4	7	0	0	
	2	1	1	0	0	
	2	0	1	1	0	
	2	1	1	0	0	
						1

**2****3**



2008 6 1

“ ”

2013 12 31

2013

2013

1

2

3

4

5

	2014 04 15
	<a href="http://www.cninfo.com.cn">http://www.cninfo.com.cn</a>

--



---

	2013 12 31
	2014 04 15
	<a href="http://www.cninfo.com.cn">http://www.cninfo.com.cn</a>

	2014 04 11
	[2014] 111812

2013 12 31

2013

2013

2013

1

2



•

**1**

	544,895,978.66	88,659,365.88
	100,753,914.85	58,864,731.06
	170,046,344.13	138,908,485.41
	14,379,240.76	83,699,237.75
	2,584,661.13	2,218,048.13
	219,409,953.19	185,507,262.74
	20,032,088.28	0.00
	1,072,102,181.00	557,857,130.97

	8,776,847.36	11,275,020.72
	304,463.91	332,074.23
	253,691,240.11	233,580,228.02
	315,396,253.42	146,520,998.20
	13,279,082.49	14,357,314.44
	102,352,311.81	63,245,215.64
	2,503,015.27	3,479,266.52
	69,502.00	89,302.00
	5,821,007.18	4,526,489.01
	21,595,931.92	12,636,369.20
	723,789,655.47	490,042,277.98
	1,795,891,836.47	1,047,899,408.95
	266,946,650.90	70,719,041.91
	572,196.00	33,451,423.61
	106,236,873.87	76,716,301.03
	4,531,932.08	3,490,303.74
	4,484,627.63	6,578,541.55
	8,887,847.71	-1,029,139.51
	1,372,617.05	0.00
	504,180.00	0.00
	7,518,345.22	7,262,144.51

	47,089,194.74	40,101,820.95
	448,144,465.20	237,290,437.79
	7,000,000.00	0.00
	7,000,000.00	0.00
	455,144,465.20	237,290,437.79
	178,250,275.00	152,801,000.00
	935,869,826.12	466,368,931.91
	1,895,810.77	4,971,892.18
	21,558,080.62	15,627,710.50
	204,999,747.64	167,366,791.09
	-1,515,422.53	-798,502.72
	1,341,058,317.62	806,337,822.96
	-310,946.35	4,271,148.20
	1,340,747,371.27	810,608,971.16
	1,795,891,836.47	1,047,899,408.95



---

	1,640,311,751.31	924,409,631.74



	1,210,785,791.04	686,871,153.13
	1,640,311,751.31	924,409,631.74

## 3

	686,267,000.36	628,147,629.65
	686,267,000.36	628,147,629.65
	606,398,778.01	555,604,996.49
	526,872,648.34	491,605,270.33
	1,725,852.34	1,946,628.12
	20,202,405.12	19,592,706.01
	49,737,290.90	37,882,916.41
	4,893,233.26	-1,811,982.81
	2,967,348.05	6,389,458.43
“ ”		
“ ”	-2,195,866.64	-2,395,825.01
	-2,195,866.64	-2,590,225.01
“ ”		

“ ”	77,672,355.71	70,146,808.15
	20,439,240.37	16,320,643.72
	12,016,211.26	4,368,332.25
	3,561,133.25	3,907,625.05
“ ”	86,095,384.82	82,099,119.62
	16,553,952.70	14,102,483.65
“ ”	69,541,432.12	67,996,635.97
	74,123,526.67	69,644,692.68
	-4,582,094.55	-1,648,056.71
	--	--
	0.49	0.46
	0.49	0.46
	-716,919.81	-51,411.42
	68,824,512.31	67,945,224.55
	73,406,606.86	69,593,281.26
	-4,582,094.55	-1,648,056.71

## 4

	443,840,800.61	425,115,643.13
	373,355,321.51	366,717,336.29
	166,221.97	599,324.84
	7,109,178.28	5,138,720.01
	32,526,061.73	22,998,249.76
	1,106,265.79	-2,287,329.60
	8,090,703.48	541,872.81

“ ”		
“ ”	29,466,567.87	194,400.00
“ ”	50,953,615.72	31,601,869.02
	14,151,967.87	10,698,764.55
	744,592.99	2,654,005.42
	665,835.80	2,340,177.22
“ ”	64,360,990.60	39,646,628.15
	5,057,289.39	5,708,139.22
“ ”	59,303,701.21	33,938,488.93
	--	--
	59,303,701.21	33,938,488.93

## 5

	721,829,703.40	624,381,285.77

	1,157,652.97	1,824,440.63
	22,315,038.94	22,474,879.87
	745,302,395.31	648,680,606.27
	564,095,896.79	560,374,178.07
	49,520,952.28	47,772,674.13
	38,358,584.93	36,916,806.54
	29,770,514.84	15,293,259.91
	681,745,948.84	660,356,918.65
	63,556,446.47	-11,676,312.38
		194,400.00
	344,313.19	1,220,848.86
	8,486,800.00	46,340,000.00
	8,831,113.19	47,755,248.86
	250,967,001.77	216,327,403.67
	1,563,014.24	9,863,127.87
	8,959,562.72	12,636,369.20

	261,489,578.73	238,826,900.74
	-252,658,465.54	-191,071,651.88
	486,055,302.24	37,634,170.00
	448,757,683.15	174,777,614.50
	0.00	
	934,812,985.39	212,411,784.50
	241,620,535.02	104,058,572.59
	37,069,324.94	31,062,783.99
	3,656,396.57	
	282,346,256.53	135,121,356.58
	652,466,728.86	77,290,427.92
	-479,209.70	-543,960.59
	462,885,500.09	-126,001,496.93
	70,412,190.22	196,413,687.15
	533,297,690.31	70,412,190.22

## 6

	470,732,441.34	462,632,528.41
	1,040,824.03	0.00
	14,469,652.46	17,240,834.22
	486,242,917.83	479,873,362.63
	421,123,211.91	455,217,287.09

	24,022,592.07	24,010,202.89
	14,473,389.88	16,383,537.89
	11,423,379.03	4,230,512.60
	471,042,572.89	499,841,540.47
	15,200,344.94	-19,968,177.84
		194,400.00
	116,011.78	405,700.46
	1,317,169.96	0.00
	31,221,770.17	44,840,000.00
	32,654,951.91	45,440,100.46
	228,810,175.98	169,764,332.45
	207,545,614.24	21,740,085.76
	0.00	0.00
	0.00	0.00
	436,355,790.22	191,504,418.21
	-403,700,838.31	-146,064,317.75
	486,055,302.24	36,634,170.00
	302,912,316.86	138,406,668.52
	0.00	0.00
	98,239,162.05	30,740,153.37
	887,206,781.15	205,780,991.89
	170,066,438.28	92,123,413.91
	34,247,982.69	30,766,987.27
	29,332,634.59	20,931,055.28
	233,647,055.56	143,821,456.46
	653,559,725.59	61,959,535.43
	482,314.75	-487,079.72

	265,541,546.97	-104,560,039.88
	57,388,059.30	161,948,099.18
	322,929,606.27	57,388,059.30

7


3	-22,000.00	-263,200.00	0.00	0.00	0.00	0.00	0.00	0.00	0.00	-285,200.00
	0.00	0.00	0.00	0.00	5,930,370.12	0.00	-36,490,570.12	0.00	0.00	-30,560,200.00
1	0.00	0.00	0.00	0.00	5,930,370.12	0.00	-5,930,370.12	0.00	0.00	0.00
2	0.00	0.00	0.00	0.00	0.00	0.00	0.00	0.00	0.00	0.00
3	0.00	0.00	0.00	0.00	0.00	0.00	-30,560,200.00	0.00	0.00	-30,560,200.00
4	0.00	0.00	0.00	0.00	0.00	0.00	0.00	0.00	0.00	0.00
	0.00	0.00	0.00	0.00	0.00	0.00	0.00	0.00	0.00	0.00
1	0.00	0.00	0.00	0.00	0.00	0.00	0.00	0.00	0.00	0.00
2	0.00	0.00	0.00	0.00	0.00	0.00	0.00	0.00	0.00	0.00
3	0.00	0.00	0.00	0.00	0.00	0.00	0.00	0.00	0.00	0.00
4	0.00	0.00	0.00	0.00	0.00	0.00	0.00	0.00	0.00	0.00
	0.00	0.00	0.00	-3,076,081.41	0.00	0.00	0.00	0.00	0.00	-3,076,081.41
1	0.00	0.00	0.00	4,081,408.59	0.00	0.00	0.00	0.00	0.00	4,081,408.59
2	0.00	0.00	0.00	-7,157,490.00	0.00	0.00	0.00	0.00	0.00	-7,157,490.00
	0.00	0.00	0.00	0.00	0.00	0.00	0.00	0.00	0.00	0.00
	178,250,275.00	935,869,826.12	0.00	1,895,810.77	21,558,080.62	0.00	204,999,747.64	-1,515,422.53	-310,946.35	1,340,747,371.27

	150,000,000.00	426,542,447.57	0.00	4,909,079.24	12,233,861.61	0.00	131,115,947.30	-747,091.30	15,613,356.23	739,667,600.65



	150,000,000.00	426,542,447.57	0.00	4,909,079.24	12,233,861.61	0.00	131,115,947.30	-747,091.30	15,613,356.23	739,667,600.65
“ ”	2,801,000.00	39,826,484.34	0.00	62,812.94	3,393,848.89	0.00	36,250,843.79	-51,411.42	-11,342,208.03	70,941,370.51
	0.00	0.00	0.00	0.00	0.00	0.00	69,644,692.68	0.00	-1,648,056.71	67,996,635.97
	0.00	0.00	0.00	0.00	0.00	0.00	0.00	-51,411.42	0.00	-51,411.42
							69,644,692.68	-51,411.42	-1,648,056.71	67,945,224.55
	2,801,000.00	37,435,433.02	0.00	0.00	0.00	0.00	0.00	0.00	-9,694,151.32	30,542,281.70
1	2,801,000.00	33,833,170.00	0.00	0.00	0.00	0.00	0.00	0.00	0.00	36,634,170.00
2	0.00	3,602,263.02	0.00	0.00	0.00	0.00	0.00	0.00	0.00	3,602,263.02
3	0.00	0.00	0.00	0.00	0.00	0.00	0.00	0.00	-9,694,151.32	-9,694,151.32
	0.00	0.00	0.00	0.00	3,393,848.89	0.00	-33,393,848.89	0.00	0.00	-30,000,000.00
1	0.00	0.00	0.00	0.00	3,393,848.89	0.00	-3,393,848.89	0.00	0.00	0.00
2	0.00	0.00	0.00	0.00	0.00	0.00	0.00	0.00	0.00	0.00
3	0.00	0.00	0.00	0.00	0.00	0.00	-30,000,000.00	0.00	0.00	-30,000,000.00
4	0.00	0.00	0.00	0.00	0.00	0.00	0.00	0.00	0.00	0.00
	0.00	0.00	0.00	0.00	0.00	0.00	0.00	0.00	0.00	0.00
1	0.00	0.00	0.00	0.00	0.00	0.00	0.00	0.00	0.00	0.00
2	0.00	0.00	0.00	0.00	0.00	0.00	0.00	0.00	0.00	0.00
3	0.00	0.00	0.00	0.00	0.00	0.00	0.00	0.00	0.00	0.00
4	0.00	0.00	0.00	0.00	0.00	0.00	0.00	0.00	0.00	0.00
	0.00	0.00	0.00	62,812.94	0.00	0.00	0.00	0.00	0.00	62,812.94

1	0.00	0.00	0.00	6,108,448.86	0.00	0.00	0.00	0.00	0.00	6,108,448.86
2	0.00	0.00	0.00	-6,045,635.92	0.00	0.00	0.00	0.00	0.00	-6,045,635.92
	0.00	2,391,051.32	0.00	0.00	0.00	0.00	0.00	0.00	0.00	2,391,051.32
	152,801,000.00	466,368,931.91	0.00	4,971,892.18	15,627,710.50	0.00	167,366,791.09	-798,502.72	4,271,148.20	810,608,971.16

8

	152,801,000.00	463,677,563.97	0.00	136,533.53	15,627,710.50	0.00	54,628,345.13	686,871,153.13	
	0.00	0.00	0.00	0.00	0.00	0.00	0.00	0.00	0.00
	0.00	0.00	0.00	0.00	0.00	0.00	0.00	0.00	0.00
	0.00	0.00	0.00	0.00	0.00	0.00	0.00	0.00	0.00
	152,801,000.00	463,677,563.97	0.00	136,533.53	15,627,710.50	0.00	54,628,345.13	686,871,153.13	
“ ”	25,449,275.00	469,500,894.21	0.00	220,967.49	5,930,370.12	0.00	22,813,131.09	523,914,637.91	
	0.00	0.00	0.00	0.00	0.00	0.00	59,303,701.21	59,303,701.21	
	0.00	0.00	0.00	0.00	0.00	0.00	0.00	0.00	0.00
	0.00	0.00	0.00	0.00	0.00	0.00	59,303,701.21	59,303,701.21	
	25,449,275.00	469,500,894.21	0.00	0.00	0.00	0.00	0.00	494,950,169.21	
1	25,471,275.00	457,212,830.67	0.00	0.00	0.00	0.00	0.00	482,684,105.67	
2	0.00	12,551,263.54	0.00	0.00	0.00	0.00	0.00	12,551,263.54	

3	-22,000.00	-263,200.00	0.00	0.00	0.00	0.00	0.00	-285,200.00
	0.00	0.00	0.00	0.00	5,930,370.12	0.00	-36,490,570.12	-30,560,200.00
1	0.00	0.00	0.00	0.00	5,930,370.12	0.00	-5,930,370.12	0.00
2	0.00	0.00	0.00	0.00	0.00	0.00	0.00	0.00
3	0.00	0.00	0.00	0.00	0.00	0.00	-30,560,200.00	-30,560,200.00
4	0.00	0.00	0.00	0.00	0.00	0.00	0.00	0.00
	0.00	0.00	0.00	0.00	0.00	0.00	0.00	0.00
1	0.00	0.00	0.00	0.00	0.00	0.00	0.00	0.00
2	0.00	0.00	0.00	0.00	0.00	0.00	0.00	0.00
3	0.00	0.00	0.00	0.00	0.00	0.00	0.00	0.00
4	0.00	0.00	0.00	0.00	0.00	0.00	0.00	0.00
	0.00	0.00	0.00	220,967.49	0.00	0.00	0.00	220,967.49
1	0.00	0.00	0.00	1,759,841.71	0.00	0.00	0.00	1,759,841.71
2	0.00	0.00	0.00	-1,538,874.22	0.00	0.00	0.00	-1,538,874.22
	0.00	0.00	0.00	0.00	0.00	0.00	0.00	0.00
	178,250,275.00	933,178,458.18	0.00	357,501.02	21,558,080.62	0.00	77,441,476.22	1,210,785,791.04

	150,000.00	426,242,130.95	0.00	402,470.98	12,233,861.61	0.00	54,083,705.09	642,962,168.63
	0.00	0.00	0.00	0.00	0.00	0.00	0.00	0.00
	0.00	0.00	0.00	0.00	0.00	0.00	0.00	0.00
	0.00	0.00	0.00	0.00	0.00	0.00	0.00	0.00
	150,000.00	426,242,130.95	0.00	402,470.98	12,233,861.61	0.00	54,083,705.09	642,962,168.63
“ ”	2,801,000.00	37,435,433.02	0.00	-265,937.45	3,393,848.89	0.00	544,640.04	43,908,984.50

	0.00	0.00	0.00	0.00	0.00	0.00	33,938,488.93	33,938,488.93
	0.00	0.00	0.00	0.00	0.00	0.00	0.00	0.00
	0.00	0.00	0.00	0.00	0.00	0.00	33,938,488.93	33,938,488.93
	2,801,000.00	37,435,433.02	0.00	0.00	0.00	0.00	0.00	40,236,433.02
1	2,801,000.00	33,833,170.00	0.00	0.00	0.00	0.00	0.00	36,634,170.00
2	0.00	3,602,263.02	0.00	0.00	0.00	0.00	0.00	3,602,263.02
3	0.00	0.00	0.00	0.00	0.00	0.00	0.00	0.00
	0.00	0.00	0.00	0.00	3,393,848.89	0.00	-33,393,848.89	-30,000,000.00
1	0.00	0.00	0.00	0.00	3,393,848.89	0.00	-3,393,848.89	0.00
2	0.00	0.00	0.00	0.00	0.00	0.00	0.00	0.00
3	0.00	0.00	0.00	0.00	0.00	0.00	-30,000,000.00	-30,000,000.00
4	0.00	0.00	0.00	0.00	0.00	0.00	0.00	0.00
	0.00	0.00	0.00	0.00	0.00	0.00	0.00	0.00
1	0.00	0.00	0.00	0.00	0.00	0.00	0.00	0.00
2	0.00	0.00	0.00	0.00	0.00	0.00	0.00	0.00
3	0.00	0.00	0.00	0.00	0.00	0.00	0.00	0.00
4	0.00	0.00	0.00	0.00	0.00	0.00	0.00	0.00
	0.00	0.00	0.00	-265,937.45	0.00	0.00	0.00	-265,937.45
1	0.00	0.00	0.00	1,078,852.25	0.00	0.00	0.00	1,078,852.25
2	0.00	0.00	0.00	-1,344,789.70	0.00	0.00	0.00	-1,344,789.70
	0.00	0.00	0.00	0.00	0.00	0.00	0.00	0.00
	152,801,000.00	463,677,563.97	0.00	136,533.53	15,627,710.50	0.00	54,628,345.13	686,871,153.13

“ ” “ ” 2000 3 2

“ ” “ ” 2000 3 2

2007 10 15 2007 6 30

(2007) 23909

, 2007 11 27 , 7,500

“ [2010]870 ” 2010 8

25,000,000

2010 2010 12 31 10,000

10 5 15,000.00

2012

274.7 113 274.7

33,266,170.00 15,274.70 2012

5.4

26 5.4 567,000.00

15,280.10

2013

2013 1424 2013 12 8

A 25,471,275 A

25,471,275.00 ( ) 25,471,275.00

2013 7 19 2013 9 11 2013

2013 12 22,000

2013 12 31 17,825.03 17,825.03

“ ”

1

)

(2010 )

\_\_\_\_\_  
( “  
15 \_\_\_\_\_

2

3

1 1 12 31

4

5

1

2

6

1 “ ”

2 “ ”

3 “ ”

7

1

1

2

2 4 “

2 2 “

”

”

3

4

2

8



9

1

2

10

1

2

1

2

3

4

4

4

5

6

1

2

ÿ

7

11

200

**1**

	200

**2**

--	--	--

	(%)	(%)
6	0%	0%
7-12	10%	10%
1 2	40%	40%
2 3	80%	80%
3	100%	100%

**3**

--	--

**12**

**1**

2

3

4

5

13

1

1

2

**2**

1

2

3

3

4

14

15

1

1

2

2

3

---

		%	
	20	5%	4.75
	5-10	5%	19-9.5
	5-10	5%	19-9.5
	5	5%	19
	1.5 5-10	5%	63.33 19-9.5

**4**



3

17

1

2

3

3

4

ÿ

18

19

20

1

1

2

2

	5	
	5-10	
	10	
	3-5	

3

	5	
	5-10	
	10	
	3-5	

4

---

5

6

1

2

3

4

5

21

1

2

	5	

22

23

1

2

24

1

2

(“ ”)

3

A

4

25

26

1

2

1  
2

3

4

27

1

2

28

1

2

29

1

1

2

2

3

30

1

2

31

32

33

1

2

34

1

2

35

1

--	--	--



		17%
		5%
		5% 7%
		15% 25%

1 15%

2012 4 20      2015 4 20

2013 7 8      2016 7 8

2 7

5%

2

3

1

- 1) ;
- (2)

1

--	--	--	--	--	--	--	--	--	--	--	--	--	--	--

(%) (%)

				500000 0.00		5,000,0 00.00		100%	100%				
				100000. 00		100,000 .00		100%	100%				
				500000 00.00	/  /  /	50,000, 000.00		100%	100%				
				500000 0.00		5,000,0 00.00		100%	100%				
				2,00000 00.00		19,800, 000.00		100%	100%				
				100	(USD)	5,128,2 00.00		100%	100%				



							(%)	
--	--	--	--	--	--	--	-----	--

880000	7,560,0							
0.00	00.00	60%	60%	-310,90				0.00

266000								
00.00								

4



8

--	--	--	--

9


10

GFL International Co.,Limited  
6.0969

1

:	--	--	391,448.07	--	--	116,002.21
	--	--	391,448.07	--	--	116,002.21
	--	--	532,906,242.24	--	--	70,296,188.01
	--	--	523,857,064.67	--	--	69,212,893.26
	19,417.85	8.4189	163,476.94			
	1,322,003.05	6.0969	8,060,028.15	167,409.70	6.2855	1,052,253.67
	7.50	5.4301	40.73			
	144,099.98	5.7259	825,102.08	4,912.73	6.3185	31,041.08
	43.50	10.0556	437.42			
	--	--	11,598,288.35	--	--	18,247,175.66
	--	--	10,244,776.55	--	--	17,802,811.99
	222,000.00	6.0969	1,353,511.80	70,696.63	6.2855	444,363.67

---

	--	--	544,895,978.66	--	--	88,659,365.88
--	----	----	----------------	----	----	---------------

12,139,230.52

11,598,288.35

6,107,945.14

	2013 07 04	2014 01 04	2,866,500.00	
	2013 08 06	2014 02 06	2,840,000.00	
	2013 07 24	2014 01 24	1,882,112.00	
	--	--	14,137,612.00	--

3

--	--	--	--	--

	2013 10 10	2014 04 10	2,730,000.00	
	2013 09 16	2014 03 16	2,000,000.00	
	2013 12 30	2014 06 27	2,000,000.00	
	2013 07 30	2014 01 30	1,850,000.00	
	2013 11 07	2014 05 07	1,020,000.00	
	--	--	9,600,000.00	--

4

	--	--	--	--	--	--
	--	--	--	--	--	--

5

1



--	--	--	--	--

2

--	--	--

3

6

1

		(%)		(%)		(%)		(%)
	7,681,942.5 3	4.41%	376,734.26	4.9%	8,346,134 .38	5.89%	834,633.70	10%
	166,025,32 6.41	95.35%	3,284,190.5 5	1.98%	133,386,8 68.10	94.11%	1,989,883.37	1.49%
	166,025,32 6.41	95.35%	3,284,190.5 5	1.98%	133,386,8 68.10	94.11%	1,989,883.37	1.49%
	421,161.10	0.24%	421,161.10	100%				
	174,128,43 0.04	--	4,082,085.9 1	--	141,733,0 02.48	--	2,824,517.07	--

			%	
	2,387,123.06	202,112.31	8.47%	6
	2,052,080.00	138,312.00	6.74%	6
	3,242,739.47	36,309.95	1.12%	6

	7,681,942.53	376,734.26	--	--

		(%)			(%)	
1	--	--	--	--	--	--
6	151,628,119.07	91.33%		125,674,635.22	94.21%	
7-12	9,660,002.42	5.82%	966,000.24	5,374,602.51	4.03%	537,460.86
1	161,288,121.49	97.15%	966,000.24	131,049,237.73	98.24%	537,460.86
1 2	3,956,560.08	2.38%	1,582,624.03	1,334,477.46	1%	533,790.98
2 3	225,392.84	0.14%	180,314.28	422,606.90	0.32%	338,085.52
3	555,252.00	0.33%	555,252.00	580,546.01	0.44%	580,546.01
	166,025,326.41	--	3,284,190.55	133,386,868.10	--	1,989,883.37

%



--	--	--

8


7

1

		(%)		(%)		(%)		(%)
	2,661,150.20	100%	76,489.07	2.87%	2,253,201.83	100%	35,153.70	1.56%
	2,661,150.20	100%	76,489.07	2.87%	2,253,201.83	100%	35,153.70	1.56%
	2,661,150.20	--	76,489.07	--	2,253,201.83	--	35,153.70	--

		(%)		(%)		(%)		(%)
1								
6	2,446,825.51	91.94%			2,165,904.83	96.12%		
7-12	89,322.69	3.36%	8,932.27		17,737.00	0.79%	1,773.70	
1 2	85,742.00	3.22%	34,296.80		60,300.00	2.68%	24,120.00	

2	3	30,000.00	1.13%	24,000.00			
3		9,260.00	0.35%	9,260.00	9,260.00	0.41%	9,260.00
		2,661,150.20	--	76,489.07	2,253,201.83	--	35,153.70

2

--	--	--	--	--	--

				%	
--	--	--	--	---	--

3

--	--	--	--	--	--

4

5 5


5

				(%)
--	--	--	--	-----

**6**

				(%)
		245,920.00	6	9.24%
		166,144.00	6	6.24%
		135,089.93	6	5.08%
		91,004.00	6	3.42%
		83,000.00	6	3.12%
	--	721,157.93	--	27.1%

**7**

			(%)

**8**

--	--	--

**9**


**10**

--	--	--	--	--	--	--	--

**8****1**

		%		%
1	13,889,228.54	96.59%	82,206,738.59	98.22%
1 2	144,291.93	1%	1,016,173.24	1.21%
2 3	215,063.95	1.5%	471,325.92	0.56%
3	130,656.34	0.91%	5,000.00	0.01%
	14,379,240.76	--	83,699,237.75	--

**2**

		5,283,773.70	1	
		1,292,965.55	1	
		861,312.39	1	
		825,557.45	1	
		533,056.83	1	
	--	8,796,665.92	--	--

**3****5****5**

4

9

1

	131,234,766.12	2,090,924.32	129,143,841.80	98,905,952.31	1,497,413.70	97,408,538.61
	35,987,626.93		35,987,626.93	16,552,091.49		16,552,091.49
	39,628,543.43		39,628,543.43	66,966,550.33		66,966,550.33
	14,649,941.03		14,649,941.03	5,167,047.91	586,965.60	4,580,082.31
	221,500,877.51	2,090,924.32	219,409,953.19	187,591,642.04	2,084,379.30	185,507,262.74

2

	1,497,413.70	593,510.62			2,090,924.32
	586,965.60			586,965.60	
	2,084,379.30	593,510.62		586,965.60	2,090,924.32

3

					%

10

	20,032,088.28	
	20,032,088.28	0.00



---

**11****1**

--	--	--

**2**

--	--	--	--	--	--	--	--	--

**3**

--	--	--	--	--

**4**

--	--	--	--	--

**5**

			%			
--	--	--	---	--	--	--

**12****1**

--	--	--

2

		%
--	--	---

13

--	--	--

14

	(%)	(%)					

15

1

						(%)	(%)				
Internal Lithium Corp		14,463,964.06	10,075,020.72	-2,498,173.36	7,576,847.36	17.41%	17.41%				
		1,200,000.00	1,200,000.00		1,200,000.00						

	--	15,663,96	11,275,02	-2,498,17	8,776,847						
		4.06	0.72	3.36	.36	--	--	--			

2

--	--	--	--	--	--	--	--	--	--	--	--

1.

International Lithium Corp  
International Lithium Corp 2013

2. International Lithium Corp 2013 12 31 0.02  
International Lithium Corp 13,431,326  
1,538,128.59

3. International Lithium Corp 17.41%  
International Lithium Corp  
International Lithium Corp

16

1

	618,262.13			618,262.13
1.	556,694.48			556,694.48
2.	61,567.65			61,567.65
	286,187.90	27,610.32		313,798.22
1.	280,129.54	26,440.80		306,570.34
2.	6,058.36	1,169.52		7,227.88
	332,074.23	-27,610.32		304,463.91
1.	276,564.94		26,440.80	250,124.14
2.	55,509.29		1,169.52	54,339.77
	332,074.23	-27,610.32		304,463.91

1.	276,564.94		26,440.80	250,124.14
2.	55,509.29		1,169.52	54,339.77

				27,610.32

2


17

1

	330,398,507.21		55,629,973.53	14,304,372.68	371,724,108.06
	92,807,290.42		14,321,989.02	155,803.54	106,973,475.90
	109,027,509.77		23,425,411.32	6,925,172.22	125,527,748.87
	5,226,506.65		1,350,138.41	580,810.50	5,995,834.56
	31,353,212.14		7,024,106.63	405,092.56	37,972,226.21
	91,983,988.23		9,508,328.15	6,237,493.86	95,254,822.52
--					
	96,818,279.19		31,446,911.23	10,232,322.47	118,032,867.95
	18,599,586.41		2,932,252.16	38,979.20	21,492,859.37
	32,372,072.31		11,970,166.69	4,302,043.85	40,040,195.15
	2,642,965.06		963,148.86	305,380.34	3,300,733.58
	14,315,963.97		5,379,509.93	313,077.72	19,382,396.18
	28,887,691.44		10,201,833.59	5,272,841.36	33,816,683.67
--			--		
	233,580,228.02		--		253,691,240.11

	74,207,704.01	--	85,480,616.53
	76,655,437.46	--	85,487,553.72
	2,583,541.59	--	2,695,100.98
	17,037,248.17	--	18,589,830.03
	63,096,296.79	--	61,438,138.85
		--	
		--	
	233,580,228.02	--	253,691,240.11
	74,207,704.01	--	85,480,616.53
	76,655,437.46	--	85,487,553.72
	2,583,541.59	--	2,695,100.98
	17,037,248.17	--	18,589,830.03
	63,096,296.79	--	61,438,138.85

31,446,911.23

49,864,327.33

**2**

--	--	--	--	--	--

**3**

--	--	--	--

**4**

--	--

**5**

--	--	--	--	--

**6**

--	--	--

	29,697,096.39	
	29,697,096.39	

18

1

	255,516,984.52		255,516,984.52	102,705,574.62	102,705,574.62
	20,214,730.44		20,214,730.44	10,573,459.33	10,573,459.33
4,500	20,678,575.88		20,678,575.88	785,685.16	785,685.16
500	14,994,721.82		14,994,721.82	36,132.00	36,132.00
	2,121,922.45		2,121,922.45	2,480,508.89	2,480,508.89
	1,632,309.03		1,632,309.03	880,826.29	880,826.29
8 30KA	134,599.14		134,599.14		
650	62,410.14		62,410.14	1,177,702.50	1,177,702.50
ALE	40,000.00		40,000.00	19,204,440.94	19,204,440.94
				4,365,240.51	4,365,240.51
3000				4,311,427.96	4,311,427.96
	315,396,253.42		315,396,253.42	146,520,998.20	146,520,998.20

2

						(%)				(%)		
	293,676,000.00	102,705,574.62	171,674,266.72	18,862,856.82		93.43%						255,516,984.52



		4,365,24 0.51	499,899. 09	4,865,13 9.60								
3000	6,000,00 0.00	4,311,42 7.96	682,778. 29	4,994,20 6.25								
	809,014, 105.67	146,520, 998.20	257,859, 889.24	88,081,0 77.33	903,556. 69	--	--			--	--	315,396, 253.42

**3**

--	--	--	--	--	--	--

**4**

--	--	--	--	--

**5**

**19**

		14,357,314.44	118,776,400.15	119,854,632.10	13,279,082.49
		14,357,314.44	118,776,400.15	119,854,632.10	13,279,082.49

**20**

--	--	--	--



21

1


2


22

--	--	--	--	--

23

1

	68,190,450.77	41,965,826.37	0.00	110,156,277.14
	61,737,307.23	38,086,750.00	0.00	99,824,057.23
	2,000,000.00	0.00	0.00	2,000,000.00
	132,975.00	0.00	0.00	132,975.00
	4,320,168.54	115,119.81	0.00	4,435,288.35

	0.00	3,763,956.56	0.00	3,763,956.56
	4,945,235.13	2,858,730.20	0.00	7,803,965.33
	2,224,847.16	1,444,843.08	0.00	3,669,690.24
	700,008.68	400,008.00	0.00	1,100,016.68
	31,963.75	15,342.60	0.00	47,306.35
	1,988,415.54	477,425.44	0.00	2,465,840.98
		521,111.08	0.00	521,111.08
	63,245,215.64	39,107,096.17		102,352,311.81
	59,512,460.07	36,641,906.92		96,154,366.99
	1,299,991.32	0.00	400,008.00	899,983.32
	101,011.25	0.00	15,342.60	85,668.65
	2,331,753.00	0.00	362,305.63	1,969,447.37
		3,242,845.48		3,242,845.48
	63,245,215.64	39,107,096.17		102,352,311.81
	59,512,460.07	36,641,906.92		96,154,366.99
	1,299,991.32		400,008.00	899,983.32
	101,011.25		15,342.60	85,668.65
	2,331,753.00		362,305.63	1,969,447.37
		3,242,845.48		3,242,845.48

2,858,730.20

2


24

	976,251.25			976,251.25	976,251.25
	7,926,415.27			7,926,415.27	5,423,400.00
	8,902,666.52			8,902,666.52	6,399,651.25

2010 7,560,000.00 60%

976,251.25

2013 12 31

2011 20,400,000 51%

7,926,415.27

4500

4500

5,423,400.00

25

	89,302.00		19,800.00	69,502.00	
	89,302.00		19,800.00	69,502.00	--

26

1

	289,833.85	504,014.76
	313,638.65	224,612.06
	512,462.21	828,091.45
	1,393,778.13	540,339.45
	199,880.48	
	2,715,556.80	966,273.14
	111,485.44	605,277.82
	284,371.62	857,880.33
	5,821,007.18	4,526,489.01

--	--	--

--	--	--	--


2

--	--	--	--	--

	5,821,007.18		4,526,489.01	

--	--

27

	2,859,670.77	1,681,572.79	285,230.96	97,437.62	4,158,574.98
	2,084,379.30	593,510.62		586,965.60	2,090,924.32
	5,423,400.00	976,251.25			6,399,651.25
	10,367,450.07	3,251,334.66	285,230.96	684,403.22	12,649,150.55

28

International Lithium Corp	18,761,990.37	12,636,369.20
Blackstairs	2,833,941.55	
	21,595,931.92	12,636,369.20

		International Lithium Corp			
1		International Lithium Corp		119.9	200
2	119.9		10%	109	
	2014	4	10		2014
	119.9		Mariana -	26%	
3	200		10%	2014	100
		2014	1	1	Mariana -
	19%		100		2014
	0.1			International Lithium Corp	
2014	3		International Lithium Corp		100
		2015	12	19	

29

1

	105,401,253.12	50,988,359.91
	161,545,397.78	19,730,682.00
	266,946,650.90	70,719,041.91

1

	20,715,470.82	6.0969	126,300,154.04	10,773,851.23	6.2855	67,719,041.91
	80,340.00	8.4189	676,374.43			

2 98,088,272.95

7,312,980.17

3 2013 12 31

2

	0.00				

2013 12 31

30

--	--	--

**31**

	572,196.00	33,451,423.61
	572,196.00	33,451,423.61

**32****1**

	53,322,311.57	33,202,259.03
	52,914,562.30	43,514,042.00
	106,236,873.87	76,716,301.03

**2****5 5**

--	--	--

**3****33****1**

	4,531,932.08	3,490,303.74
	4,531,932.08	3,490,303.74

**2****5 5**

--	--	--

3

34

	3,545,081.95	47,472,119.24	48,792,955.76	2,224,245.43
		4,051,825.76	4,051,825.76	
	657,488.45	3,924,680.10	4,263,123.69	319,044.86
	130,929.00	684,620.50	719,686.00	95,863.50
		659,620.52	659,620.52	
	2,245,042.15	13,900,661.94	14,300,230.25	1,845,473.84
		12,551,263.54	12,551,263.54	
	578,592.26	747,943.17	747,569.34	578,966.09
	1,666,449.89	601,455.23	1,001,397.37	1,266,507.75
	6,578,541.55	70,693,528.06	72,787,441.98	4,484,627.63

0.00

1,845,473.84

35

	-3,933,816.34	-10,314,725.38
		4,537.00
	11,539,023.37	8,263,551.58
	216,590.00	99,117.38
	-198,865.86	108,022.58
	214,430.66	141,579.33
	-102,865.87	106,752.38
	776,696.81	407,646.05
	376,654.94	154,379.57



	8,887,847.71	-1,029,139.51
--	--------------	---------------

**36**

	1,372,617.05	
	1,372,617.05	0.00

**37**

	504,180.00		
	504,180.00	0.00	--

**38****1**

	180,857.20	752,079.23
	31,867.00	62,174.56
	1,578,800.00	3,309,640.00
		1,563,014.24
	1,480,143.32	
	2,100,000.00	
	650,000.00	
	1,496,677.70	1,575,236.48

	7,518,345.22	7,262,144.51
--	--------------	--------------

**2**

**5**

**5**

--	--	--

**3**

**4**

	2,100,000.00	
	850,000.00	
	650,000.00	
TRIFLEET LEASING	592,424.55	
	500,000.00	

**39**

--	--	--	--	--

**40**

**1**

--	--	--

**2**

--	--	--

					%				

					(%)			
--	--	--	--	--	-----	--	--	--

**3**

--	--	--	--	--	--	--	--	--	--

**4**

					%			
--	--	--	--	--	---	--	--	--

**41**

	47,089,194.74	40,101,820.95
	47,089,194.74	40,101,820.95

22,100,000.00 22,100,000.00

22,100,000.00







3

2013

12,551,263.54

**51**

	15,627,710.50	5,930,370.12		21,558,080.62
	15,627,710.50	5,930,370.12		21,558,080.62

10%

50%

2013

10%

5,930,370.12

**52****53**

	167,366,791.09	--
	167,366,791.09	--
	74,123,526.67	--
	5,930,370.12	10%
	30,560,200.00	
	204,999,747.64	--

1)

2)

3)

4)

5)

2013 5 15

2 ( )

152,801,000

30,560,200.00

10

54

1

	686,044,833.99	627,854,504.85
	222,166.37	293,124.80
	526,872,648.34	491,605,270.33

2

	686,044,833.99	526,742,818.11	627,854,504.85	491,480,949.86
	686,044,833.99	526,742,818.11	627,854,504.85	491,480,949.86

3

	299,612,437.25	220,164,694.28	275,211,112.34	205,918,873.98
	164,659,286.43	136,923,589.61	153,827,013.37	127,098,202.95
	221,773,110.31	169,654,534.22	198,816,379.14	158,463,872.93
	686,044,833.99	526,742,818.11	627,854,504.85	491,480,949.86

4

	541,858,021.00	411,134,005.30	434,871,188.45	342,296,418.77
	144,186,812.99	115,608,812.81	192,983,316.40	149,184,531.09



	686,044,833.99	526,742,818.11	627,854,504.85	491,480,949.86
--	----------------	----------------	----------------	----------------

5

		(%)
	31,635,516.45	4.61%
	30,925,641.04	4.51%
	25,590,085.52	3.73%
	24,590,769.22	3.58%
	22,101,282.03	3.22%
	134,843,294.26	19.65%

55

				“_”	
				“_”	

56

	33,622.31	69,946.72	
	770,409.05	929,778.30	
	764,108.78	834,930.80	
	157,712.20	111,972.30	
	1,725,852.34	1,946,628.12	--

57

--	--	--

	1,867,045.08	1,441,555.95
	11,701,730.43	11,872,345.56
	3,421,942.49	3,740,640.83
	85,872.23	166,363.16
	408,134.58	383,459.86
	680,639.33	773,524.59
	2,037,040.98	1,214,816.06
	20,202,405.12	19,592,706.01

58

	26,125,192.19	22,283,610.44
	5,369,965.91	3,264,495.32
	5,676,943.71	2,784,336.16
	2,692,375.53	1,560,748.93
	409,810.89	650,995.79
	269,652.00	282,000.00
	2,861,487.63	2,604,952.83
	642,780.00	560,140.00
	4,425,697.48	1,952,334.50
	1,263,385.56	1,939,302.44
	49,737,290.90	37,882,916.41

59

	8,385,921.99	1,062,783.99
	-2,666,978.64	

**60**

--	--	--

**61****1**

		194,400.00
	-2,195,866.64	-2,590,225.01
	-2,195,866.64	-2,395,825.01

**2**

		194,400.00	
		194,400.00	--

**3**

International Lithium Corp	-2,195,866.64	-2,590,225.01	
	-2,195,866.64	-2,590,225.01	--

**62**

	1,397,586.18	966,058.43
	593,510.62	
	976,251.25	5,423,400.00

	2,967,348.05	6,389,458.43
--	--------------	--------------

63

1

	61,753.86	9,354.34	61,753.86
	61,753.86	9,354.34	61,753.86
	20,043,241.21	16,107,848.03	20,023,241.21
	334,245.30	203,441.35	354,245.30
	20,439,240.37	16,320,643.72	20,439,240.37

2

			/	
	600,000.00	600,000.00		
	429,999.96	430,000.00		
	85,321.56	78,211.43		
	64,104.60	64,104.60		
	80,000.04	104,000.00		
300	300	50,000.04	50,000.00	
	120,000.00			
1	70,000.01			
	17,226,191.00	13,734,998.00		
	470,000.00	390,000.00		
	100,000.00	150,000.00		
	627,624.00	506,534.00		
	120,000.00			

	20,043,241.21	16,107,848.03	--	--
--	---------------	---------------	----	----

[2013]240

8,402,415.00

[2004]27

4,820,000.00

**64**

	3,561,133.25	3,907,625.05	3,561,133.25
	3,561,133.25	3,907,625.05	3,561,133.25
	242,000.00	199,000.00	242,000.00
	7,931,012.39		7,931,012.39
	38,494.68		38,494.68
	243,570.94	261,707.20	243,570.94
	12,016,211.26	4,368,332.25	12,016,211.26

**65**

	17,848,470.87	15,499,087.11
	-1,294,518.17	-1,396,603.46
	16,553,952.70	14,102,483.65

**66****1**

	74,123,526.67	69,644,692.68
	152,801,000.00	150,695,750.00
/	0.49	0.46

	152,801,000.00	150,000,000.00
		695,750.00
	152,801,000.00	150,695,750.00

2

2013

67

4.	-716,919.81	-51,411.42
	-716,919.81	-51,411.42
	-716,919.81	-51,411.42

68

1

	2,666,978.64
	18,543,815.00
	1,104,245.30
	22,315,038.94

2

	29,770,514.84

	29,770,514.84
--	---------------

**3**

	8,486,800.00
	8,486,800.00

**4**

International Lithium Corp	8,959,562.72
	8,959,562.72

**5**

	0.00

**6**

	3,371,196.57
	285,200.00
	3,656,396.57

**69****1**

1	--	--
	69,541,432.12	67,996,635.97
	2,967,348.05	6,389,458.43
	31,474,521.55	30,504,756.10
	2,858,730.20	1,562,952.33
	19,800.00	9,900.00
“ ”	3,499,379.39	3,898,270.71
“ ”	8,385,921.99	1,606,744.58
“ ”	2,195,866.64	2,395,825.01
“ ”	-1,294,518.17	-1,396,603.46
“ ”	-22,210,129.84	-64,584,310.72
“ ”	-61,344,747.69	-92,134,419.97
“ ”	14,903,773.48	35,295,730.05
	12,559,068.75	-3,221,251.41
	63,556,446.47	-11,676,312.38
2	--	--
3	--	--
	533,297,690.31	70,412,190.22
	70,412,190.22	196,413,687.15
	462,885,500.09	-126,001,496.93

## 2

	--	--
	--	--

## 3

	533,297,690.31	70,412,190.22
	391,448.07	116,002.21





					/				
						5000000	100%	100%	68853407-7
						20000000	100%	100%	57612902-6
GFL Internationa l Co.,Limited						HKD 1000000	100%	100%	1580183
						13500000	100%	100%	75677003- X
						34000000	100%	100%	77882190- X
						8800000	60%	60%	77540327-8
						2660000	100%	100%	56683858-2

## 3

						(%)	(%)		
Internatio nal Lithium Corp			Kinll Klip			17.41%	17.41%		1580183

4

--	--	--

5

1

				%		%

				%		%

2 /

/

/	/	/	/	/	/	/
---	---	---	---	---	---	---

/

/	/	/	/	/	/	/
---	---	---	---	---	---	---

/

3

--	--	--	--	--	--	--

--	--	--	--	--	--	--

4

		29,121,396.00	2013 03 27	2014 03 27	
		27,996,876.95	2012 04 11	2014 03 21	
		19,990,000.00	2013 02 25	2014 03 20	
		10,000,000.00	2013 07 30	2014 03 21	
		7,312,980.17	2012 10 16	2013 12 31	
		10,980,000.00	2013 11 28	2014 04 30	

5

					200
					0.1
					100
					International Lithium Corp
					2014
CAD	1,000,000.00	2012 11 30	2015 12 19		

								3	International Lithium Corp	100
										2015
								12	19	
										2014
										100
										2014
								1	1	
CAD	1,000,000.00	2012	12	19	2015	12	19			
										International Lithium Corp Mariana - 19%
										228.9
										2014
USD	1,199,000.00	2013	05	23	2016	04	10	119.9		
										Mariana - 26%

6

						%	%

7

6

	International	18,761,990.37		12,636,369.20	

	Lithium Corp				
	International Lithium Corp			159,227.43	

	International Lithium Corp (USD)	1,090,000.00	

1

( )

2012 8 17	2012		
2012 9 21	(“ ”)	2,747,000	13.11 /
2012 10 12	(“ ”)	54,000	
11.50 /			
	12		
48			
	12	24	36
			48

2

3

4

5

1

2

1

		/		
		194,454,833.71	148,991,534.21	33,307,778.19
4,500		18,271,488.82	11,106,948.15	6,294,962.89
500		28,020,189.00	9,975,867.45	17,729,910.55
		240,746,511.53	170,074,349.81	57,332,651.63

2

1

--	--	--	--

2

3

1

2014 4 11		2013
2013	10%	5,930,370.12
77,441,476.22	2013 12 31	178,250,275
10	1.50	26,737,541.25
	2013 12 31	178,250,275
10 10		356,500,550
2013		

2

2014 3 7	<b>100%</b>	“	”
	100%		
	100%		

3

2014 3 11

4

2014 3 17	<b>Mariana -</b>
International Lithium Corp	Mariana -
	Mariana - 80%
2014 4 3	2014

5

2014 3 18	<b>Blackstairs</b>
International Lithium Corp	Blackstairs Lithium Limited 51%
	49%



Blackstairs

100%

Blackstairs

	0.00				0.00
	0.00				0.00

8

9

2

1

	678,836,620.90	615,376,788.82	7,430,379.46	12,770,840.83			
	7,427,161.49	14,620,079.68	3,818,609.66	17,094.02			-11,245
	-2,195,866.64	-2,590,225.01					
	2,245,244.13	6,392,130.63	722,103.92	-2,672.20			
	31,525,127.51	30,765,013.54	2,827,924.24	1,312,594.89			
	91,847,687.38	86,016,272.24	-5,752,302.56	-4,111,552.62		194,400.00	
	16,553,952.70	14,104,684.18		-2,200.53			
	75,293,734.68	71,911,588.06	-5,752,302.56	-4,109,352.09		194,400.00	
	1,567,912,929.39	1,011,779,024.29	239,672,465.08	50,419,109.35	1,200,000.00	1,200,000.00	-12,893
	455,711,840.00	239,508,684.58	12,326,183.20	13,280,477.90			-12,893

1

1

		(%)		(%)		(%)		(%)
	4,439,203.06	6.05%	340,424.31	7.67%	3,983,080.00	8.88%	398,308.00	10%
	68,712,138.27	93.75%	276,945.54	0.4%	40,848,602.48	91.12%	420,280.99	1.03%
	68,712,138.27	93.75%	276,945.54	0.4%	40,848,602.48	91.12%	420,280.99	1.03%
	145,400.00	0.2%	145,400.00	100%				
	73,296,741.33	--	762,769.85	--	44,831,682.48	--	818,588.99	--

			%	
	2,387,123.06	202,112.31	8.47%	6
	2,052,080.00	138,312.00	6.74%	6
	4,439,203.06	340,424.31	--	--

		(%)		(%)		
1	--	--	--	--	--	--
6	65,947,783.35	95.98%		37,948,195.60	92.9%	
7-12	2,762,654.77	4.02%	276,265.48	2,466,272.54	6.04%	246,627.25
1	68,710,438.12	100%	276,265.48	40,414,468.14	98.94%	246,627.25

1	2	1,700.15	680.06	434,134.34	1.06%	173,653.74
		68,712,138.27	--	276,945.54	40,848,602.48	--

				%	
		145,400.00	145,400.00	100%	
		145,400.00	145,400.00	--	--

**2**

--	--	--	--	--	--

				%	
--	--	--	--	---	--

**3**

--	--	--	--	--	--

**4**

**5 5**


5

6

				(%)
		7,447,825.01	6	10.16%
		4,972,385.54	6	6.78%
		3,531,977.73	6	4.82%
		3,465,000.00	6	4.73%
		2,971,016.06	6	4.05%
	--	22,388,204.34	--	30.54%

7

			(%)

8

9

2

1

		(%)	(%)	(%)	(%)			
	36,312,331.40	100%	11,060.00	0.03%	23,333,629.65	100%	13,988.00	0.06%
	36,312,331.40		11,060.00		23,333,629.65		13,988.00	
	36,312,331.40	--	11,060.00	--	23,333,629.65	--	13,988.00	--

		(%)			(%)	
1	--	--	--	--	--	--
6	36,252,371.40	99.83%		23,286,539.65	99.8%	
7-12	50,000.00	0.14%	5,000.00	16,580.00	0.07%	1,658.00
1	36,302,371.40	99.97%	5,000.00	23,303,119.65	99.87%	1,658.00
1 2	6,500.00	0.02%	2,600.00	30,300.00	0.13%	12,120.00
3	3,460.00	0.01%	3,460.00	210.00		210.00
	36,312,331.40	--	11,060.00	23,333,629.65	--	13,988.00

2

--	--	--	--	--

			%	
--	--	--	---	--

4

5

5


5

6

				(%)
		19,724,800.32	6	54.32%
GFL International Co., Limited		8,865,444.79	6	24.41%
		4,599,041.94	6	12.67%
		1,646,548.35	6	4.53%
		145,920.00	6	0.4%
	--	34,981,755.40	--	96.33%

7

				(%)
		19,724,800.32		54.32%
GFL International Co., Limited		8,865,444.79		24.41%
		4,599,041.94		12.67%
		1,646,548.35		4.53%
		1,339.56		0%
	--	34,837,174.96		95.93%

8

9

3

			(%)	(%)	
--	--	--	-----	-----	--

@#



		32,834,79 7.20	20,477,19 7.20	12,357,60 0.00	32,834,79 7.20	100%	100%				
		26,903,10 0.00	26,903,10 0.00		26,903,10 0.00	100%	100%				
		1,200,000 .00	1,200,000 .00		1,200,000 .00						
	--	439,170,1 12.95	268,573,6 52.69	170,596,4 60.26	439,170,1 12.95	--	--	--	7,560,000 .00	7,560,000 .00	

4

1

	443,680,094.08	424,915,492.70
	160,706.53	200,150.43
	443,840,800.61	425,115,643.13
	373,355,321.51	366,717,336.29

2

	443,680,094.08	373,327,711.19	424,915,492.70
	443,680,094.08	373,327,711.19	424,915,492.70
			366,689,725.97

3

--	--	--

	4,153,846.12	3,487,179.50		
	163,116,580.82	136,947,248.17	148,470,889.51	128,392,033.45
	276,409,667.14	232,893,283.52	276,444,603.19	238,297,692.52
	443,680,094.08	373,327,711.19	424,915,492.70	366,689,725.97

4

	400,187,078.04	340,524,952.25	371,598,884.13	318,885,694.45
	43,493,016.04	32,802,758.94	53,316,608.57	47,804,031.52
	443,680,094.08	373,327,711.19	424,915,492.70	366,689,725.97

5

		(%)
	113,517,115.86	25.59%
	25,590,085.52	5.77%
	10,977,606.87	2.47%
	10,256,410.24	2.31%
	9,562,580.60	2.15%
	169,903,799.09	38.29%

5

1

	0.00	194,400.00
	29,466,567.87	0.00
	29,466,567.87	194,400.00

2

		194,400.00	
	29,466,567.87		
	29,466,567.87	194,400.00	--

3

--	--	--	--

6

1		--	--
		59,303,701.21	33,938,488.93
		8,090,703.48	541,872.81
		15,309,778.56	11,093,074.42
		1,425,145.46	689,708.37
	“ ”	613,801.61	2,340,177.22
	“ ”	5,524,499.20	1,254,066.99
	“ ”	-29,466,567.87	-194,400.00
	“ ”	-1,980,802.00	-470,114.06
	“ ”	-25,193,745.69	-48,222,855.07
	“ ”	-28,904,769.12	-51,418,527.81
	“ ”	-2,375,551.30	32,373,283.49
		12,854,151.40	-1,892,953.13
		15,200,344.94	-19,968,177.84
2		--	--
3		--	--
		322,929,606.27	57,388,059.30
		57,388,059.30	161,948,099.18

	265,541,546.97	-104,560,039.88
--	----------------	-----------------

7

--	--	--	--	--

--	--	--

1

	-3,499,379.39	
	20,023,241.21	
	0.00	
	1,209,226.67	
	-8,100,832.71	
	-976,251.25	
	3,045,561.49	
	-4,175,956.16	
	9,786,399.20	--

2

1



	266,946,650.90	70,719,041.91	277.47%	2013
	106,236,873.87	76,716,301.03	38.48%	
	49,737,290.90	37,882,916.41	31.29%	2013 2013 1255 2012 306
	12,016,211.26	4,368,332.25	175.08%	

