

2013



巨潮资讯

www.cninfo.com.cn

中国证监会指定信息披露网站

2013 1 1 2013 12 31

1-2

1-4

5-6

7-8

9-12

1-77



巨潮资讯

www.cninfo.com.cn

中国证监会指定信息披露网站

[2014] 111812

2013 2013 12 31 2013
2013

1
2

2013 12 31

2013

.

2013 12 31

		334,102,894.62	72,396,338.00
		55,210,166.11	29,146,235.85
		72,533,971.48	44,013,093.49
		8,599,106.85	69,668,117.54
		36,301,271.40	23,319,641.65
		156,182,425.15	109,804,204.33
		14,503,425.98	
		677,433,261.59	348,347,630.86
		431,610,112.95	268,573,652.69
		304,463.91	332,074.23
		154,390,879.19	113,693,529.35
		299,174,261.09	134,724,868.08
		4,786,979.47	9,692,678.13
		68,998,542.30	47,723,007.89
		3,613,250.81	1,322,190.51
		962,878,489.72	576,062,000.88
		1,640,311,751.31	924,409,631.74

2013 12 31

		168,858,377.95	46,283,254.61
		572,196.00	30,451,423.61
		83,978,792.51	58,960,942.41
		1,502,645.68	2,017,503.28
		2,066,361.45	3,441,452.55
		2,585,238.04	2,205,286.44
		1,332,536.51	
		504,180.00	
		124,733,920.65	63,622,799.58
		36,391,711.48	30,555,816.13
		422,525,960.27	237,538,478.61
		7,000,000.00	
		7,000,000.00	
		429,525,960.27	237,538,478.61
		178,250,275.00	

2013 12 31

		544,895,978.66	88,659,365.88
		100,753,914.85	58,864,731.06
		170,046,344.13	138,908,485.41
		14,379,240.76	83,699,237.75

2013 12 31

		266,946,650.90	70,719,041.91
		572,196.00	33,451,423.61
		106,236,873.87	76,716,301.03
		4,531,932.08	3,490,303.74
		4,484,627.63	6,578,541.55
		8,887,847.71	-1,029,139.51
		1,372,617.05	
		504,180.00	
		7,518,345.22	7,262,144.51
		47,089,194.74	40,101,820.95
		448,144,465.20	237,290,437.79
		7,000,000.00	
		7,000,000.00	
		455,144,465.20	237,290,437.79
		178,250,275.00	152,801,000.00
		935,869,826.12	466,368,931.91
		1,895,810.77	4,971,892.18
		21,558,080.62	15,627,710.50
		204,999,747.64	167,366,791.09
		-1,515,422.53	-798,502.72
		1,341,058,317.62	806,337,822.96
		-310,946.35	4,271,148.20
		1,340,747,371.27	810,608,971.16
		1,795,891,836.47	1,047,899,408.95

	443,840,800.61	425,115,643.13
	373,355,321.51	366,717,336.29
	166,221.97	599,324.84
	7,109,178.28	5,138,720.01
	32,526,061.73	22,998,249.76
	1,106,265.79	-2,287,329.60
	8,090,703.48	541,872.81
	29,466,567.87	194,400.00
	50,953,615.72	31,601,869.02
	14,151,967.87	10,698,764.55
	744,592.99	2,654,005.42

2013

		686,267,000.36	628,147,629.65
		686,267,000.36	628,147,629.65
		606,398,778.01	555,604,996.49
		526,872,648.34	491,605,270.33
		1,725,852.34	1,946,628.12
		20,202,405.12	19,592,706.01
		49,737,290.90	37,882,916.41
		4,893,233.26	-1,811,982.81
		2,967,348.05	6,389,458.43

2013

	470,732,441.34	462,632,528.41
	1,040,824.03	
	14,469,652.46	17,240,834.22
	486,242,917.83	479,873,362.63
	421,123,211.91	455,217,287.09
	24,022,592.07	24,010,202.89
	14,473,389.88	16,383,537.89
	11,423,379.03	4,230,512.60
	471,042,572.89	499,841,540.47
	15,200,344.94	-19,968,177.84
		194,400.00
	116,011.78	405,700.46
	1,317,169.96	
	31,221,770.17	44,840,000.00
	32,654,951.91	45,440,100.46
	228,810,175.98	169,764,332.45
	207,545,614.24	21,740,085.76
	436,355,790.22	191,504,418.21
	-403,700,838.31	-146,064,317.75
	486,055,302.24	36,634,170.00
	302,912,316.86	138,406,668.52
	98,239,162.05	30,740,153.37

2013

		721,829,703.40	624,381,285.77
		1,157,652.97	1,824,440.63
		22,315,038.94	22,474,879.87
		745,302,395.31	648,680,606.27
		564,095,896.79	560,374,178.07
		49,520,952.28	47,772,674.13
		38,358,584.93	36,916,806.54
		29,770,514.84	15,293,259.91
		681,745,948.84	660,356,918.65
		63,556,446.47	-11,676,312.385,

2013

2013

	()						
	150,000,000.00	426,242,130.95		402,470.98	12,233,861.61		54,083,705.09
	150,000,000.00	426,242,130.95		402,470.98	12,233,861.61		54,083,705.09
-	2,801,000.00	37,435,433.02		-265,937.45	3,393,848.89		544,640.04
							33,938,488.93
							33,938,488.93
	2,801,000.00	37,435,433.02					40,236,433.02
1	2,801,000.00	33,833,170.00					36,634,170.00
2		3,602,263.02					3,602,263.02
3							
					3,393,848.89		-33,393,848.89
1					3,393,848.89		-3,393,848.89
2							
3							-30,000,000.00
4							-30,000,000.00
1							
2							
3							
4							
				-265,937.45			
1				1,078,852.25			

2013

	()									
	152,801,000.00	466,368,931.91		4,971,892.18	15,627,710.50		167,366,791.09	-798,502.72	4,271,148.20	810,608,971.16
	152,801,000.00	466,368,931.91		4,971,892.18	15,627,710.50		167,366,791.09	-798,502.72	4,271,148.20	810,608,971.16
-	25,449,275.00	469,500,894.21		-3,076,081.41	5,930,370.12		37,632,956.55	-716,919.81	-4,582,094.55	530,138,400.11
							74,123,526.67		-4,582,094.55	69,541,432.12

2013

	()									
	150,000,000.00	426,542,447.57		4,909,079.24	12,233,861.61		131,115,947.30	-747,091.30	15,613,356.23	739,667,600.65
	150,000,000.00	426,542,447.57		4,909,079.24	12,233,861.61		131,115,947.30	-747,091.30	15,613,356.23	739,667,600.65
-	2,801,000.00	39,826,484.34		62,812.94	3,393,848.89		36,250,843.79	-51,411.42	-11,342,208.03	70,941,370.51
							69,644,692.68		-1,648,056.71	67,996,635.97
								-51,411.42		-51,411.42
							69,644,692.68	-51,411.42	-1,648,056.71	67,945,224.55

2000	3	2									
			2007	10	15	2007	6	30			
(2007)	23909							2007	11		
27	,				7,500						
					[2010]870			2010	8		
					25,000,000						
		2010				2010	12	31	10,000		
						10		5	15,000.00		
		2012									
					274.7				113		
274.7					33,266,170.00				15,274.70		
		2012									
						5.4			26		
5.4					567,000.00				15,280.10		
						2013					
						2013	1424		2013	12	
									A	25,471,275	
									A	25,471,275.00	
()		25,471,275.00									
		2013	7	19					2013	9	11
		2013							2013	12	
											22,000
		2013	12	31							17,825.03
17,825.03											



()

(

15

(2010

)

()

()

1 1 12 31

()

()

1

2

12

()

2 4

2 2

3

4

()

()

1

2

()

1

2

1

2

3

4

1
2

4

5

6

1

2

(

()

1

2

3

4

5

1

2

()

11

2

1

2

3

3

4

()

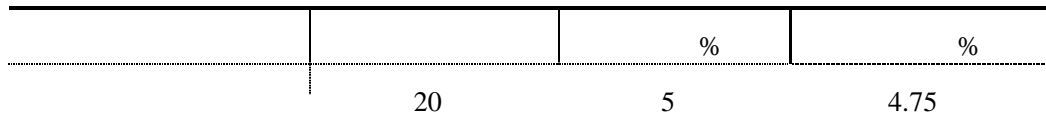
()

1

1

2

2



2

3

()

1

1

2

3

2

3

3

4

()

1

1

2

2

	5	
	5-10	
	10	

3

4

5

6

1

2

3

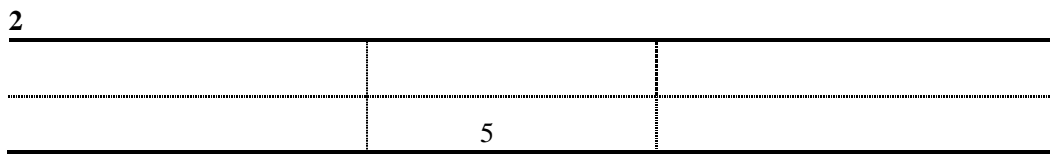
4

5

()

()

1



()

1

2

A

3

()

1

2

1

2

()

1

2

()

1	1,000		4%
2	1,000	1 ()	2%
3	1	10 ()	0.5%
4	10		0.2%

()

- 1
- 2
- 3
- 4
- 5
- 6
- 7
- 8
- 9

()

- 1
- 2
- 3

2

()

()

		17%
		5%
		5% 7%

()

1

2

								(%)	(%)	
				13,500		13,715.72		100	100	

3,400

100 100

()

1

2

1

()

()

6.0969

()

			391,448.07		116,002.21
			391,448.07		116,002.21

2013

		12,139,230.52
	11,598,288.35	6,107,945.14
	11,598,288.35	18,247,175.66

()

1

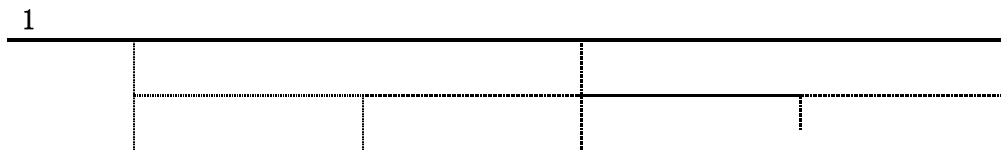
	99,711,428.32	48,227,295.21
	1,042,486.53	10,637,435.85
	100,753,914.85	58,864,731.06

2

28,916,391.81

	2013-10-29	2014-04-29
		3,549,000.00

()



	2,387,123.06	202,112.31	8.47%	6
	2,052,080.00	138,312.00	6.74%	6
	3,242,739.47	36,309.95	1.12%	6
	7,681,942.53	376,734.26		

--	--	--	--	--

4**5****5****5**

				(%)
		17,653,299.85	6	10.14
		10,334,483.86	6	5.93
		9,031,310.39	6	5.19
		8,722,920.52	6	5.01

2

		%		%		%		%
	2,661,150.20	100.00	76,489.07	2.87	2,253,201.83	100.00	35,153.70	1.56
	2,661,150.20	100.00	76,489.07	2.87	2,253,201.83	100.00	35,153.70	1.56

4

				(%)
	245,920.00	6		9.24
	166,144.00	6		6.24
	135,089.93	6		5.08

2013

()

1

2

	(%)		(%)				
International	17.41	17.41	36,867,695.88	20,145,628.65	16,722,067.23	226,751.37	-6,356,264.33
Lithium Corp							

1

International Lithium Corp

International Lithium Corp 2013

2

International Lithium Corp

2013

12 31 0.02

International Lithium Corp 13,431,326

1,538,128.59

3

International Lithium Corp

17.41%

International Lithium Corp

International Lithium Corp

3

							(%)	(%)				
International Lithium Corp		14,463,964.06	10,075,020.72	-2,498,173.36		7,576,847.36	17.41	17.41				
			10,075,020.72	-2,498,173.36		7,576,847.36						
		1,200,000.00	1,200,000.00			1,200,000.00	1					
			1,200,000.00			1,200,000.00						
			11,275,020.72	-2,498,173.36		8,776,847.36						

2013

()

2013

()

1

	255,516,984.52		255,516,984.52	102,705,574.62	102,705,574.62
	20,214,730.44		20,214,730.44	10,573,459.33	10,573,459.33
4,500	20,678,575.88		20,678,575.88	785,685.16	785,685.16
500	14,994,721.82		14,994,721.82	36,132.00	36,132.00
	2,121,922.45		2,121,922.45	2,480,508.89	2,480,508.89

()

	14,357,314.44	118,776,400.15	119,854,632.10	13,279,082.49
	14,357,314.44	118,776,400.15	119,854,632.10	13,279,082.49

()

1

1	68,190,450.77	41,965,826.37		110,156,277.14
	61,737,307.23	38,086,750.00		99,824,057.23
	2,000,000.00			2,000,000.00
	132,975.00			132,975.00
	4,320,168.54	115,119.81		4,435,288.35
		3,763,956.56		3,763,956.56
2	4,945,235.13	2,858,730.20		7,803,965.33
	2,224,847.16	1,444,843.08		3,669,690.24
	700,008.68	400,008.00		1,100,016.68
	31,963.75	15,342.60		47,306.35
	1,988,415.54	477,425.44		2,465,840.98
		521,111.08		521,111.08

3

2013

5	63,245,215.64			102,352,311.81
	59,512,460.07			96,154,366.99
	1,299,991.32			899,983.32
	101,011.25			85,668.65
	2,331,753.00			1,969,447.37
				3,242,845.48
	2,858,730.20			

()

EM6E

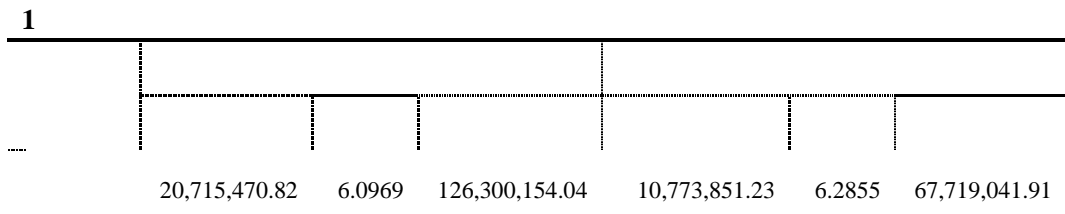
4,500

4,500

2013

()

	2,859,670.77	1,670.77		



()

1

	4,531,932.08	3,490,303.74
	4,531,932.08	3,490,303.74

2

5

5

3

()

	3,545,081.95	47,472,119.24	48,792,955.76	2,224,245.43

()

	1,372,617.05	
	1,372,617.05	

()

	504,180.00		
	504,180.00		

()

1			
	180,857.20	752,079.23	
	31,867.00	62,174.56	

()

	47,089,194.74	40,101,820.95
	47,089,194.74	40,101,820.95

	22,100,000.00	22,100,000.00			22,100,000.00
	6,000,000.00	5,400,000.00		600,000.00	4,800,000.00
	4,300,000.00	3,870,000.00		429,999.96	3,440,000.04
	4,386,676.00	3,696,004.82		85,321.56	3,610,683.26
	3,205,232.54	2,745,816.13		64,104.60	2,681,711.53
	1,200,000.00	1,200,000.00		120,000.00	1,080,000.00
	800,000.00	640,000.00		80,000.04	559,999.96
300	300	500,000.00	450,000.00		

()

				+			
1							
	73,750,210.00	25,471,275.00			-18,558,858.00	6,912,417.00	80,662,627.00
		20,130,458.00				20,130,458.00	20,130,458.00
	73,750,210.00	5,340,817.00			-18,558,858.00	-13,218,041.00	60,532,169.00
	73,750,210.00	25,471,275.00			-18,558,858.00	6,912,417.00	80,662,627.00

2

2013

()				
	4,971,892.18	4,081,408.59	7,157,490.00	1,895,810.77
	4,971,892.18	4,081,408.59	7,157,490.00	1,895,810.77

()				
1.	462,766,668.89	457,212,830.67	263,200.00	919,716,299.56
	3,602,263.02	12,551,263.54		16,153,526.56
	466,368,931.91	469,764,094.21	263,200.00	935,869,826.12

()

	167,366,791.09	
	74,123,526.67	
	5,930,370.12	10.00%
	30,560,200.00	
	204,999,747.64	

2013 5 15

152,801,000

10

2

()

30,560,200.00

()

1

	686,044,833.99	627,854,504.85
	222,166.37	293,124.80
	526,742,818.11	491,480,949.86
	129,830.23	124,320.47

2

	299,612,437.25	220,164,694.28	275,211,112.34	205,918,873.98
	164,659,286.43	136,923,589.61	153,827,013.37	127,098,202.95
	221,773,110.31	169,654,534.22	198,816,379.14	158,463,872.93
	686,044,833.99	526,742,818.11	627,854,504.85	491,480,949.86

3

	541,858,021.00	411,134,005.30	434,871,188.45	342,296,418.77
	144,186,812.99	115,608,812.81	192,983,316.40	149,184,531.09
	686,044,833.99	526,742,818.11	627,854,504.85	491,480,949.86

4		
	31,635,516.45	(%)
		4.61

2013

()

1

2013

	3		
--	----------	--	--

2,195,866.64

2013

			/
2			
	17,226,191.00	13,734,998.00	
	470,000.00	390,000.00	

2013

		86,095,384.82	82,099,119.62
--	--	---------------	---------------

()

1.		
2.		
3.		
4.	-716,919.81	-51,411.42

4

International	8,959,562.72	12,636,369.20
Lithium Corp	8,959,562.72	12,636,369.20

5

	3,371,196.57	
	285,200.00	
	3,656,396.57	

()
1

1	69,541,432.12	67,996,635.97
	2,967,348.05	6,389,458.43
	31,474,521.55	30,504,756.10

2013

2		
3		

2013

()

293.59

4

International Lithium Corp	CAD 1,000,000.00	2012-11-30	2015-12-19	10%		
					200	0.1
					100	
					International Lithium Corp	2014
					3	
					International Lithium Corp	
					100	
					2015	12 19

6

	International	2014	5	1
Lithium Corp	USD 1,090,000.00			

2013

--	--	--	--

12

12

()

2014	4	11			2013	
			2013	10%		5,930,370.12
				77,441,476.22	2013	12 31
			178,250,275		10	1.50
				26,737,541.25		
			2013	12 31	178,250,275	
	10	10			356,500,550	
	2013					

()

				100%
2014	3	7		
			100%	
			100%	

()

2014 3 11

()


				Mariana	-
2014	3	17			
			International Lithium Corp	Mariana	-
					Mariana -
	80%			2014	4 3 2014

2

1,000
2022 9 14 ,
International Lithium Corp
25% 75%
1,000 , International Lithium
Corp 49%
Blackstairs

2

()



	2,387,123.06	202,112.31	8.47%	6
	2,052,080.00	138,312.00	6.74%	6
	4,439,203.06	340,424.31		

()

1

		%		%		%		%
6	36,252,371.40	99.83			23,286,539.65	99.80		
7-12	50,000.00	0.14	5,000.00	10.00	16,580.00	0.07	1,658.00	10.00
1-2	6,500.00	0.02	2,600.00	40.00	30,300.00	0.13	12,120.00	40.00
2-3								
3	3,460.00	0.01	3,460.00	100.00	210.00		210.00	100.00
	36,312,331.40	100.00	11,060.00		23,333,629.65	100.00	13,988.00	

4

					(%)
		19,724,800.32	6		54.32

()

						(%)	(%)					
137,157,159.93				137,157,159.93								

						(%)	(%)				
	19,800,000.00	19,800,000.00			19,800,000.00	100	100				
	32,834,797.20	20,477,197.20	12,357,600.00		32,834,797.20	100	100				
	26,903,100.00	26,903,100.00			26,903,100.00						

2013

()

1

443,680,094.08

424,915,492.70

2

		194,400.00	
	29,466,567.87		
	29,466,567.87	194,400.00	

()

2013

()

		-3,499,379.39
		20,023,241.21
		1,209,226.67
		-8,100,832.71

-976,251.25

2013

	100,753,914.85	58,864,731.06	71.16%
	14,379,240.76	83,699,237.75	-82.82%
	315,396,253.42	146,520,998.20	115.26%

500

102,352,311.81 63,245,215.64 61.83%