

2014

2014 08

)

(

2014	2
	5
	7
	9
	19
	34
	38

/ /		
		International Lithium Corp.
		GFL International Co., Limited
		2014 1 1 2014 6 30

			002460
	JIANGXI GANFENG LITHIUM CO., LTD.		
	GANFENG LITHIUM		

	0790-6415606	0790-6415606
	0790-6860528	0790-6860528
	ouyangming@ganfenglithium.com	524137636@qq.com

1

□ √

2013

2

□ √

2013

3

□ √

2013

□ √

	406,929,845.97	328,925,306.89	23.71%
	39,132,283.46	34,884,912.90	12.18%
	35,634,980.50	29,224,994.46	21.93%
	18,483,131.70	-8,705,314.78	312.32%
/	0.22	0.23	-4.35%
/	0.22	0.23	-4.35%
	2.82%	4.31%	-1.49%
	1,791,101,973.29	1,795,891,836.47	-0.27%
	1,386,072,456.54	1,341,058,317.62	3.36%

1

□ √

	5,790,299.26	
	-2,298,005.63	
	858,152.86	
	-911,077.73	
	3,497,302.96	--

1 —

1 —

□ √

1 —

2014

			40692.98	23.71%	3807
	8.81%				
		100%			
		Mariana	80%		
51%	2014	1500	Blackstair		Mariana
					1
	5	5			
		40692.98	23.71%	40452.59	
	99.41%				

	406,929,845.97	328,925,306.89	23.71%	
	319,301,727.18	255,138,609.84	25.15%	
	12,891,435.01	9,627,766.57	33.90%	
	26,038,841.94	24,318,445.56	7.07%	
	3,810,857.92	1,687,833.04	125.78%	

8,608,775.29

7,746,849.04

11.13%

		1,200,000.00	1,503,360	--	1,503,360	--	1,200,000.00	0.00	--	--

3

□ √

2

1

√ □

				5,000	2014 04 18	2014 12 30				176.71
				6,000	2014 04 16	2014 12 29				217.13
				1,000	2014 04 16	2014 12 29				17.74
				12,000	--	--	--	0	0	411.58
										0
)					2014 03 19					
)										

2

□ √

3

3

1

	96,143.06
	9,571.05
	69,305.83
	0
	5,256.31
	5.47%

2

	()	(1)	(2)	(3) (2)/(1)						
650		9,500	9,500	4.05	9,659.9	101.68%	2012 03 31	2,607		
150		2,900	1,976.69							

		500		4,500
		153,724,434.57	153,724,434.57	
	2014 6 30		39.39	
		2014 6 30		281,402,322.02
		11,402,322.02	15000	12000

3

√ □

		(1)		(2)	(3)=(2)/(1)				
		16,333	0	16,700.15	102.25%	2014 12 31	0		
	--	16,333	0	16,700.15	--	--	0	--	--
				2012 8 17			2012		
()			"	"			4333		450
							16333		
()									

4

--	--	--

4

√ □

				13500	308,744.02 1.17	261,693.67 9.71	201,925.54 8.87	26,610.69 2.32	26,070,427.0 2

5

□ √

2014 1-9

2014 1-9

2014 1-9	0.00%		30.00%
2014 1-9	5,345.12		6,948.66
2013 1-9			5,345.12

□ √

□ √

√ □

2013	2014 4 11	2014 7 4	2014 5 8	2013
		2013	2013	2013
		2013		59,303,701.21
	24,068,145.13	2013 12 31	10%	5,930,370.12
	935,869,826.12			77,441,476.22
1.50	2013 12 31	178,250,275		10
		26,737,541.25		
10	2013 12 31	178,250,275		10
		356,500,550		

□ √

√ □

2014 02 26					

2014 02 27

()

()

3

2014

4

	2014.3.17		2014.3.19
	2014.4.11		2014.4.15
	2014.4.25		2014.4.29
	2014.6.5		2014.6.9

()

()

□ √

□ √

1

√ □

			2	
--	--	--	---	--

					3								
	18 402	2014 5 7	16.5	0		0.00%							
	S02392 60												
	18 502	2014 6 18	16.45	0		0.00%							
	S02392 61												

3

√ □

2012

100%

√ □

2012 8 17 2012 1
 2012 9 14
 113 2747000
 2012 11 5 2012 9 20
 26 54000
 2012 11 16
 2013 10 23
 112
 25
 681750 15280.1 0.4462% 13000
 15280.1 0.0085%
 2014 1-6 3287885.94

2013-073	2013 10 31	
2013-075	2013 11 14	

1

□ √

2

□ √

3

			10%				
			100				
			0.1				
			2014				
			3				
			2015	12			
			19				
			100				
			2014	1			
			1				
			Mariana	-			
			19%				
			2				
			GFL				
			International				
			Co.,Limited				
)				
			228.9				
			2				
			10%				
			2014				
			6	30			
			2013	5			
			24				
			119.9				
			2014	4			
			10				
			109				

			Mariana - 26% 25%				

5

√ □

Mariana -
Mariana - 80%

2014-016	2014 03 19	www.cninfo.com.cn

1

1

□ √

2

□ √

3

□ √

2

√ □

	2011 08 16	8,000	2012 04 11	2,799.69		2014 3 21		
	2013 03 20	8,000	2013 03 27	2,912.14		2014 3 27		
	2011 08 16	1,000	2013 07 30	1,000		2014 3 21		
	2011 08 16	2,000	2013 02 25	1,999		2014 3 20		
	2014 03 19	8,000	2014 03 19	151.97		2015 3 19		
	2014 03 19	6,000	2014 04 16	2,000		2016 4 16		

50% E	0
C+D+E	0

3


√

4


√


5%

√



(1)






"

40%

50%"



□ √



√ □

22000

□ √

□ √

□ √

	20,815	8	0
--	--------	---	---

			00	00		
--	--	--	----	----	--	--

4	
---	--

√

√

√

√

√

1

√

2

√

√

√

√

□

--	--	--	--	--	--	--	--	--

√ □

			2014 05 08	
			2014 04 11	
			2014 04 11	

□ √

1

	224,433,229.19	544,895,978.66
	74,530,865.74	100,753,914.85
	212,633,040.59	170,046,344.13
	18,337,045.59	14,379,240.76
	1,926,486.66	2,584,661.13
	292,394,097.84	219,409,953.19
	144,409,152.94	20,032,088.28
	968,663,918.55	1,072,102,181.00

	8,292,316.39	8,776,847.36
	290,658.75	304,463.91
	587,645,132.69	253,691,240.11
	69,866,743.32	315,396,253.42
	15,208,998.56	13,279,082.49
	100,624,616.47	102,352,311.81
	2,503,015.27	2,503,015.27
	59,602.00	69,502.00
	6,576,900.49	5,821,007.18
	31,370,070.80	21,595,931.92

	517,286.49	1,372,617.05
	504,180.00	504,180.00
	5,170,970.10	7,518,345.22
	51,304,481.62	47,089,194.74
	399,402,376.15	448,144,465.20
	7,000,000.00	7,000,000.00
	7,000,000.00	7,000,000.00
	406,402,376.15	455,144,465.20
	178,250,275.00	178,250,275.00
	939,157,712.06	935,869,826.12

2

	138,092,332.85	334,102,894.62
	49,638,014.59	55,210,166.11
	94,541,926.60	72,533,971.48
	13,182,974.05	8,599,106.85
	24,323,358.20	36,301,271.40
	228,036,455.57	156,182,425.15
	68,550,153.33	14,503,425.98
	616,365,215.19	677,433,261.59
	431,610,112.95	431,610,112.95
	290,658.75	304,463.91
	458,620,203.47	154,390,879.19
	56,443,908.89	299,174,261.09
	6,761,036.82	4,786,979.47
	68,156,464.54	68,998,542.30

	4,166,818.51	3,613,250.81
	1,026,049,203.93	962,878,489.72
	1,642,414,419.12	1,640,311,751.31
	113,518,077.03	168,858,377.95
	45,407,861.12	572,196.00
	107,942,584.60	83,978,792.51
	7,596,081.03	1,502,645.68
	1,279,616.34	2,066,361.45
	2,539,070.50	2,585,238.04
	392,649.72	1,332,536.51
	504,180.00	504,180.00
	26,797,604.33	124,733,920.65
	35,649,659.14	36,391,711.48
	341,627,383.81	422,525,960.27
	7,000,000.00	7,000,000.00
	7,000,000.00	7,000,000.00
	348,627,383.81	429,525,960.27
	178,250,275.00	178,250,275.00
	936,466,344.12	933,178,458.18
	1,551,157.86	357,501.02

	21,558,080.62	21,558,080.62
	155,961,177.71	77,441,476.22
	1,293,787,035.31	1,210,785,791.04
	1,642,414,419.12	1,640,311,751.31

3

	406,929,845.97	328,925,306.89
	406,929,845.97	328,925,306.89
	363,411,683.16	292,926,681.02
	319,301,727.18	255,138,609.84
	711,898.93	931,128.56
	12,891,435.01	9,627,766.57
	26,038,841.94	24,318,445.56
	3,810,857.92	1,687,833.04
	656,922.18	1,222,897.45
“ ”		

“ ”	-283,395.20	0.00
“ ”		
“ ”	43,234,767.61	35,998,625.87
	5,827,638.78	7,178,478.20
	2,383,260.69	442,973.93
	85,180.92	243,936.47
“ ”	46,679,145.70	42,734,130.14
	8,608,775.29	7,746,849.04
“ ”	38,070,370.41	34,987,281.10
	39,132,283.46	34,884,912.90
	-1,061,913.05	102,368.20
	--	--

	71,149.73	123,393.67
	5,706,495.92	2,615,746.46
	16,893,473.91	16,039,324.51
	3,968,061.95	-200,592.77
	180,847.69	-540,183.03
“ ”		
“ ”	50,270,604.80	
“ ”	82,383,907.17	8,287,033.30
	1,561,010.66	3,565,029.49
	20,415.91	52,748.04
	1,684.61	
“ ”	83,924,501.92	11,799,314.75
	5,404,800.43	1,939,573.67
“ ”	78,519,701.49	9,859,741.08
	--	--
	78,519,701.49	9,859,741.08

5


	455,745,226.10	345,341,372.47

	1,918,209.72	302,468.06
	7,896,258.85	8,417,166.98
	465,559,694.67	354,061,007.51
	382,792,742.54	303,792,174.16
	33,999,004.32	23,558,464.19
	19,565,041.88	24,713,382.21
	10,719,774.23	10,702,301.73
	447,076,562.97	362,766,322.29
	18,483,131.70	-8,705,314.78
	270,604.80	
	170,509.12	147,740.00
	5,438,000.00	1,400,000.00

	129,432,269.00	1,563,014.24
	17,117.00	9,267,802.85

	315,231,429.52	242,335,202.23
	1,918,209.72	185,639.12
	1,188,391.16	4,790,906.69
	318,338,030.40	247,311,748.04
	279,031,463.48	207,941,819.34
	20,565,841.27	11,313,679.45
	8,445,956.11	10,866,129.24
	3,948,475.16	973,309.19
	311,991,736.02	231,094,937.22
	6,346,294.38	16,216,810.82
	50,270,604.80	
	151,343.12	60,880.00
	38,000.00	1,400,000.00
	50,459,947.92	1,460,880.00
	71,506,686.07	80,488,669.18
	50,000,000.00	1,563,014.24
	17,117.00	
	121,523,803.07	82,051,683.42
	-71,063,855.15	-80,590,803.42
	216,858,509.21	180,292,815.29
		15,000,000.00
	216,858,509.21	195,292,815.29
	273,558,186.61	101,135,702.18

	3,796,956.60
	76,954,906.16
	354,310,049.37
	-137,451,540.16
	-923,428.09
	-203,092,529.02
	322,929,606.27
	119,837,077.25



		5.94								94
1										
2		3,287,88 5.94								3,287,885. 94
3										
1										
2										
3										
4										
1										
2										
3										
4										
				2,365,53 9.98						2,365,539. 98
1				4,941,00 2.33						4,941,002. 33
2				-2,575,4 62.35						-2,575,462. 35
	178,250 ,275.00	939,157, 712.06	0.00	4,261,35 0.75	21,558, 080.62	0.00	244,132, 031.10	-1,286,9 92.99	-1,372,85 9.40	1,384,699, 597.14

	152,801 ,000.00	466,368, 931.91	0.00	4,971,89 2.18	15,627, 710.50	0.00	167,366, 791.09	-798,50 2.72	4,271,148 .20	810,608,97 1.16
	0.00	0.00	0.00	0.00	0.00	0.00	0.00	0.00	0.00	0.00

	0.00	0.00	0.00	0.00	0.00	0.00	0.00	0.00	0.00	0.00	0.00

				3.41						41
2	0.00	0.00	0.00	-1,506,318.81	0.00	0.00	0.00	0.00	0.00	-1,506,318.81
	0.00	0.00	0.00	0.00	0.00	0.00	0.00	0.00	0.00	0.00
	152,801,000.00	472,708,914.83	0.00	7,265,316.78	15,627,710.50	0.00	171,691,503.99	-1,140,881.60	4,373,516.40	823,327,080.90

8

1								
2								
3								
4								
1								
2								
3								
4								
				1,193,656. 84				1,193,656. 84
1				1,986,944. 91				1,986,944. 91
2				-793,288.0 7				-793,288.0 7
	178,250,27 5.00	936,466,34 4.12		1,551,157. 86	21,558,080 .62		155,961,17 7.71	1,293,787, 035.31

	152,801,00 0.00	463,677,56 3.97	0.00	136,533.53	15,627,710 .50	0.00	54,628,345 .13	686,871,15 3.13
	0.00	0.00	0.00	0.00	0.00	0.00	0.00	0.00
	0.00	0.00	0.00	0.00	0.00	0.00	0.00	0.00
	0.00	0.00	0.00	0.00	0.00	0.00	0.00	0.00
	152,801,00 0.00	463,677,56 3.97	0.00	136,533.53	15,627,710 .50	0.00	54,628,345 .13	686,871,15 3.13

“ ”



0.00	6,339,982. 92	0.00	0.00	0.00	0.00	0.00
------	------------------	------	------	------	------	------

2012	274.7	113	274.7
33,266,170.00		15,274.70	2012
	5.4	567,000.00	5.4
		2013	26
	2013 1424	2013 12	15,280.10
A 25,471,275			8
() 25,471,275.00			25,471,275.00
2013 7 19			2013 9 11
		2013 12	2013
22,000			
2013 12 31		17,825.03	17,825.03
	“ ”		

1

2006 2 15

38

(“ ”)

15 (2010)

2

3

1 1 12 31

4

5

1

2

12

6

1

2

3

7

1

1

2

10

1

2

1

2

3

4

5

3

1

2

3

4

5

4

5

6

1

2

1		

√ □

1-6	0.00%	0.00%
6 -12	10.00%	10.00%
1 2	40.00%	40.00%
2 3	80.00%	80.00%
3	100.00%	100.00%

□ √

□ √

3

12

1

2

3

4

5

2

1

2

3

3

4

14

15

1

1

2

2

3

	5-10	5.00%	19-9.5
	5	5.00%	19
	1.5 5-10	5.00%	63.33 19-9.5

4

5

16

1

2

3

18

19

20

1

1

3

4

5

6

1

2

3

4

5

21

1

2

	5	

22

23

1

2

24

1

2

(“ ”)

3

A

4

25

26

1

2

1
2

3

4

27

1

2

28

1

2

29

1

1

2

2

3

30

1	1,000	4%
2	1,000 1 ()	2%
3	1 10 ()	0.5%
4	10	0.2%

31

1

2

32

33

34

1

2

3

4

5

6

7

8

9

35

√

1

√

2

√

36

√

1

√

2

√

37

1

		17%
		5%
		5% 7%
		15% 25%

15%

2012 4 20 2015 4 20
 2013 7 8 2016 7 8

2

3

7

5%

1

1

				5,000,000.00		5,000,000.00		100.00%	100.00%				
				100,000.00		100,000.00		100.00%	100.00%				

				135,000		137,157		100.00	100.00					
				,000		,200.00		%	%					

2

--	--	--

3

□ √

4


--	--	--

--	--	--

5

--	--	--	--	--	--

6



4.56d ()T3071

794,581.33 6.1528

	--	--	--	--	
	--	--	--	--	

5

1

--	--	--	--

2

√ □



	145,400.00	145,400.00	100.00%	
	145,400.00	145,400.00	--	--

2

--	--	--	--	--

75utFh4ROM

--	--	--	--	--

		17,751,203.13	6	8.20%
		11,898,983.95	6	5.49%
		10,760,933.86	6	4.97%
		8,865,515.88	6	4.09%
		5,864,813.73	6	2.71%
	--	55,141,450.55	--	25.46%

6

--	--	--	--

7

--	--	--

8

7

1

	1,956,126.66	100.00%	29,640.00	0.98%	2,661,150.20	100.00%	76,489.07	2.87%
	1,956,126.66	100.00%	29,640.00	0.98%	2,661,150.20	100.00%	76,489.07	2.87%
	1,956,126.66	--	29,640.00	--	2,661,150.20	--	76,489.07	--

√

√

1						
6						
		1,905,986.66	98.34%		2,446,825.51	91.94%
	7-12				89,322.69	3.36%
						8,932.27
	1	1,905,986.66	98.34%		2,536,148.20	95.30%
	1 2	32,500.00	1.08%	13,000.00	85,742.00	3.22%
	2 3	5,000.00	0.17%	4,000.00	30,000.00	1.13%
	3	12,640.00	0.42%	12,640.00	9,260.00	0.35%
		1,956,126.66	--	29,640.00	2,661,150.20	--
						76,489.07

√

√

√

2

--	--	--	--	--

--	--	--	--	--

3

--	--	--	--	--	--

4

5% 5%

5

--	--	--	--

6

1		200,000.00	6	6.69%
2		165,116.48	6	5.52%
3		145,613.00	6	4.87%
4		116,081.19	6	3.88%
5		100,000.00	6	3.35%
	--	726,810.67	--	24.31%

7

--	--	--	--

8

--	--	--	--

9

10

--	--	--	--	--	--	--	--

8

1

1	17,879,717.45	97.51%	13,889,228.54	96.59%
1 2	11,040.00	0.06%	144,291.93	1.00%
2 3	300,000.00	1.64%	215,063.95	1.50%
3	146,288.14	0.80%	130,656.34	0.91%
	18,337,045.59	--	14,379,240.76	--

2

--	--	--	--

3

5% 5%

4

9

1

	146,677,772.98	2,090,924.32	144,586,848.66	131,234,766.12	2,090,924.32	129,143,841.80
	37,830,898.73		37,830,898.73	35,987,626.93		35,987,626.93
	76,259,064.71	79,091.37	76,179,973.34	39,628,543.43		39,628,543.43
			0.00			
			0.00			
	33,796,377.11		33,796,377.11	14,649,941.03		14,649,941.03
	294,564,113.53	2,170,015.69	292,394,097.84	221,500,877.51	2,090,924.32	219,409,953.19

2

	2,090,924.32			2,090,924.32
		79,091.37		79,091.37
	2,090,924.32	79,091.37		2,170,015.69

3

10

	24,409,152.94	20,032,088.28
	120,000,000.00	
	144,409,152.94	20,032,088.28

11**1**

--	--	--

2

--	--	--	--	--	--	--	--	--

3

--	--	--	--	--

4

12

1

--	--	--

2

--	--	--

13

--	--	--

14

15

1

INTERN		14,463,96	7,576,847	-484,530.	7,092,316	17.41%	17.41%				

ATONAL LITHIUM CORP.		4.06	.36	97	.39						
		1,200,000 .00	1,200,000 .00	0.00	1,200,000 .00	0.18%	0.18%				
	--	15,663,96 4.06	8,776,847 .36	-484,530 97	8,292,316 .39	--	--	--			

2

--	--	--	--	--	--	--	--	--	--	--	--

16

1

		618,262.13			618,262.13
1.		556,694.48			556,694.48
2.		61,567.65			61,567.65
		313,798.22		13,805.16	327,603.38
1.		306,570.34		13,220.40	319,790.74
2.		7,227.88		584.76	7,812.64
		304,463.91		-13,805.16	290,658.75
1.		250,124.14		-13,220.40	236,903.74
2.		54,339.77		-584.76	53,755.01
		304,463.91		-13,805.16	290,658.75
1.		250,124.14		-13,220.40	236,903.74
2.		54,339.77		-584.76	53,755.01

	18,589,830.03	--	36,572,155.39
	61,438,138.85	--	130,446,187.24
		--	
		--	
	253,691,240.11	--	587,645,132.69
	85,480,616.53	--	182,887,568.86
	85,487,553.72	--	236,098,171.30
	2,695,100.98	--	1,641,049.90
	18,589,830.03	--	36,572,155.39
	61,438,138.85	--	130,446,187.24

18

1

	11,007,430.47		11,007,430.47	255,516,984.52		255,516,984.52
	5,871,464.74		5,871,464.74	20,214,730.44		20,214,730.44
4,500	31,675,292.71		31,675,292.71	20,678,575.88		20,678,575.88
500	10,358,802.78		10,358,802.78	14,994,721.82		14,994,721.82
	8,704,750.29		8,704,750.29	2,121,922.45		2,121,922.45
	2,114,403.19		2,114,403.19	1,632,309.03		1,632,309.03
8 30KA	134,599.14		134,599.14	134,599.14		134,599.14
650				62,410.14		62,410.14
ALE				40,000.00		40,000.00
	69,866,743.32	0.00	69,866,743.32	315,396,253.42		315,396,253.42

500	193,625, 000.00	14,994,7 21.82	34,781,5 68.00	39,417,4 87.04		25.71%						10,358,8 02.78
		2,121,92 2.45	9,981,78 3.74	3,398,95 5.90								8,704,75 0.29
	2,000,00 0.00	1,632,30 9.03	482,094. 16			105.72%						2,114,40 3.19

8

30KA

5,000,00 134,599.
0.00 14

2.69%

134,599.
14

	0.00	0.00	0.00	0.00	0
		0.00	0.00	0.00	--

4

--	--	--	--

5**19**

--

22

--	--	--	--	--

23

1

	110,156,277.14	132,806.31	0.00	110,289,083.45
	99,824,057.23	100,084.00		99,924,141.23
	2,000,000.00			2,000,000.00
	132,975.00			132,975.00
	4,435,288.35			4,435,288.35
	3,763,956.56	32,722.31		3,796,678.87
	7,803,965.33	1,860,501.65		9,664,466.98
	3,669,690.24	962,950.30		4,632,640.54
	1,100,016.68	200,004.00		1,300,020.68
	47,306.35	14,171.46		61,477.81
	2,465,840.98	235,931.70		2,701,772.68
	521,111.08	447,444.19		968,555.27
	102,352,311.81	-1,727,695.34		100,624,616.47
	96,154,366.99	-862,866.30		95,291,500.69
	899,983.32	-200,004.00		699,979.32
	85,668.65	-14,171.46		71,497.19
	1,969,447.37	-235,931.70		1,733,515.67
	3,242,845.48	-414,721.88		2,828,123.60

	102,352,311.81	-1,727,695.34		100,624,616.47
	96,154,366.99	-862,866.30		95,291,500.69
	899,983.32	-200,004.00		699,979.32
	85,668.65	-14,171.46		71,497.19
	1,969,447.37	-235,931.70		1,733,515.67
	3,242,845.48	-414,721.88		2,828,123.60

1,860,501.65

2

100

24

	976,251.25			976,251.25	976,251.25
	7,926,415.27			7,926,415.27	5,423,400.00
	8,902,666.52			8,902,666.52	6,399,651.25

1 2010

7,560,000.00

60%

976,251.25

2013

2014

6 30

2 2011

20,400,000

51%

7,926,415.27

4500

4500

5,423,400.00

25

	69,502.00		9,900.00		59,602.00	
	69,502.00		9,900.00		59,602.00	--

26

1

	230,192.81	289,833.85
	325,502.36	313,638.65
	781,226.91	512,462.21
	1,886,960.63	1,393,778.13
	77,592.98	199,880.48
	944,287.59	2,715,556.80
	1,734,212.85	111,485.44
	596,924.36	284,371.62
	6,576,900.49	5,821,007.18

--	--	--

	2,090,924.32	79,091.37			2,170,015.69
		0.00			0.00
	6,399,651.25				6,399,651.25
	12,649,150.55	660,132.43		769,505.64	12,539,777.34

28

International Lithium Corp	5,768,600.71		18,761,990.37
Mariana -	22,621,119.91		
Blackstairs	2,980,350.18		2,833,941.55
	31,370,070.80		21,595,931.92

1 GFL International Co., Limited)

	135,037,818.63	266,946,650.90
--	----------------	----------------

1.

|

|

|

	578,966.09	318,855.17	536,389.46	361,431.80
	1,266,507.75	822,668.87	197,894.40	1,891,282.22
	4,484,627.63	36,892,519.62	38,181,850.99	3,195,296.26
	0.00			
	2,252,714.02		68,369.47	

35

	-3,458,185.79	-3,933,816.34
	9,911,571.51	11,539,023.37
	52,371.44	216,590.00
	-272,603.04	-198,865.86
	212,124.12	214,430.66
	-176,603.04	-102,865.87
	798,317.17	776,696.81
	103,277.56	376,654.94
	7,170,269.93	8,887,847.71

36

	517,286.49	1,372,617.05
	517,286.49	1,372,617.05

37

	504,180.00	504,180.00	
	504,180.00	504,180.00	--

38

1



40

1

--	--	--

2

--	--	--

--	--	--	--	--	--	--

3

--	--	--	--	--	--	--	--	--	--

4

--	--	--	--	--	--	--

41

--	--	--

43

--	--	--	--	--	--	--	--	--	--

44

1

--	--	--	--	--	--	--

2

45

--	--	--	--	--	--

46

--	--	--

						/
--	--	--	--	--	--	---

47

	178,250,275.00						178,250,275.00

3

48

49

项 目	年初余额	本期增加	本期减少	期末余额
安全生产费	1,895,810.77	4,941,002.33	2,575,462.35	4,261,350.75
合 计	1,895,810.77	4,941,002.33	2,575,462.35	4,261,350.75

50

	935,869,826.12	3,287,885.94		939,157,712.06
	935,869,826.12	3,287,885.94		939,157,712.06

2014

3287885.94

51

	21,558,080.62			21,558,080.62
	21,558,080.62			21,558,080.62

52

	175,206,065.26	133,193,216.09	148,948,851.54	111,973,338.30
	99,543,693.85	82,946,390.46	71,576,774.05	58,913,268.53
	129,748,823.51	101,143,690.44	107,967,309.95	84,238,197.85
	404,498,582.62	317,283,296.99	328,492,935.54	255,124,804.68

4

	305,908,914.61	248,263,128.09	260,888,482.04	206,804,533.80
	98,589,668.01	69,020,168.90	67,604,453.50	48,320,270.88
	404,498,582.62	317,283,296.99	328,492,935.54	255,124,804.68

5

	20,216,615.38	5.00%
	15,106,837.61	3.73%
	14,411,923.08	3.56%
	11,211,942.80	2.77%
	8,846,153.85	2.19%
	69,793,472.72	17.25%

55

				“_”	
				“_”	

56

--	--	--	--

	123,962.00	127,951.00
	26,038,841.94	24,318,445.56

59

	3,982,823.55	1,929,770.92
	-1,747,537.71	-537,169.80
	272,575.38	258,710.81
	1,300,360.09	29,831.90
	2,661.63	6,689.21
	3,810,857.92	1,687,833.04

60

--	--	--

61

1

	270,604.80	
	-554,000.00	
	-283,395.20	0.00

2

	270,604.80		
	270,604.80		--

3

International Lithium Corp	-554,000.00		
	-554,000.00		--

62

	580,000.00	2,192,443.00		
	50,000.00			
	80,000.00			
	50,000.00			
	187,512.00			
		100,000.00		
(30,000.00		
		170,000.00		
	148,074.14	176,162.00		
	5,790,299.26	7,083,318.10	--	--

2004 27

	1,738,846.24
	5,005,512.00
	1,151,900.61
	7,896,258.85

2

	10,719,774.23
	10,719,774.23

3

	5,038,000.00
	400,000.00
	5,438,000.00

4

	17,117.00
	17,117.00

5

--	--

6

	1,805,000.00
	1,805,000.00

69

1

1	--	--
	38,070,370.41	34,987,281.10
	180,847.69	1,152,067.54
	19,586,645.05	14,284,598.55
	1,860,501.65	1,194,885.21
		89,302.00
“ ”	85,180.92	152,276.52
“ ”	3,813,332.96	1,954,262.92
“ ”	-755,893.31	-54,837.37
“ ”	-73,063,236.02	-39,455,388.94
“ ”	-9,466,115.60	-30,494,622.04
“ ”	38,171,497.95	7,484,859.73
	18,483,131.70	-8,705,314.78
2	--	--
3	--	--
	205,692,430.04	69,206,382.72
	533,297,690.31	70,412,190.22
	-327,605,260.27	-1,205,807.50

2

--	--	--

						13,500.00	100.00%	100.00%	75677003-X
						500.00	100.00%	100.00%	79947534-8
					/	5,000.00	100.00%	100.00%	67795459-4
					/				
						10.00	100.00%	100.00%	66749481-1
						500.00	100.00%	100.00%	68853407-7
						880.00	60.00%	60.00%	77540327-8
						2,000.00	100.00%	100.00%	576129026
						HKD 100.00	100.00%	100.00%	1580183 5814941200 003117
						2,660.00	100.00%	100.00%	56683858-2

3

--	--	--	--	--	--	--	--	--	--

Internatio nal Lithium Corp			Kirill Klip		CAD 7433057	17.41%	17.41%		1580183

4

--	--	--

5

1

2 /

/

/	/	/	/	/	/	/
---	---	---	---	---	---	---

/

/	/	/	/	/	/	
---	---	---	---	---	---	--

							/
--	--	--	--	--	--	--	---

/

3

--	--	--	--	--	--	--	--

--	--	--	--	--	--	--	--

4

		29,121,396.00	2013	03	27	2014	03	27	
		27,996,876.95	2012	04	11	2014	03	21	
		19,990,000.00	2013	02	25	2014	03	20	
		10,000,000.00	2013	07	30	2014	03	21	

1,519,741.60 2014 03 19 2015 03 19

CAD	1,000,000.00	2012 11 30	2015 12 19	2014 3 International Lithium Corp 100 2015 12 19

6

--	--	--	--	--	--	--	--

7

6

	International Lithium Corp	5,768,600.71		18,761,990.37	

--	--	--	--

1

()

2012 8 17 2012
2012 9 21 (“ ”) 2,747,000 13.11 /

2012 10 12 (“ ”) 54,000
 11.50 /
 12
 48
 12 24 36 48
 25%

12	12	24	2011	2012	15%	2011	25%
				2012	18%		
	24	36	2011	2013	32%	2011	25%
				2013	40%		
	36	48	2011	2014	52%	2011	25%
				2014	65%		
	48	60	2011	2015	75%	2011	25%
				2015	95%		

() **3287885.94**
3287885.94

2

3

4

5

1

2

1

2

1

--	--	--	--

2

	26,737,541.25
	26,737,541.25

3

2014 6 8		2013	2013 12 31
178,250,275	10	1.50	
26,737,541.25		10	10
356,500,550	2014 7 4		

1

2

3

4

5

6

	0.00				0.00
	0.00				0.00

7

	0.00				0.00
	0.00				0.00

8

9

1

1

	2,019,000.00	2.12%	89,400.00	4.43%	4,439,203.06	6.05%	340,424.31	7.67%
	93,245,652.77	97.73%	633,326.17	0.68%	68,712,138.27	93.75%	276,945.54	0.40%
	93,245,652.77	97.73%	633,326.17	0.68%	68,712,138.27	93.75%	276,945.54	0.40%
	145,400.00	0.15%	145,400.00	100.00%	145,400.00	0.20%	145,400.00	100.00%



2

--	--	--	--	--

--	--	--	--	--

3

--	--	--	--	--	--

4

5% 5%

5

6

--	--	--	--	--

--	--	--	--

8

9

2

1

	24,330,818.20	100.00%	7,460.00	0.03%	36,312,331.40	100.00%	11,060.00	0.03%
	24,330,818.20		7,460.00		36,312,331.40		11,060.00	
	24,330,818.20	--	7,460.00	--	36,312,331.40	--	11,060.00	--

□ √

√ □

1	--	--	--	--	--	--	
6	24,322,358.20	99.97%			36,252,371.40	99.83%	
7-12					50,000.00	0.14%	5,000.00
1					36,302,371.40	99.97%	5,000.00
1 2					6,500.00	0.02%	2,600.00
2 3	5,000.00	0.02%	4,000.00				
3	3,460.00	0.01%	3,460.00		3,460.00	0.01%	3,460.00

	24,330,818.20	--	7,460.00	36,312,331.40	--	11,060.00
--	---------------	----	----------	---------------	----	-----------

√

√

√

2

--	--	--	--	--

--	--	--	--	--

3

--	--	--	--	--	--

4

5% 5%

5

6

--	--	--

		2,521,203.88	6	9.76%
		200,000.00	6	0.77%
		145,613.00	6	0.56%
	--	23,906,847.03	--	92.57%

7

GFL International Co., Limited		17,107,435.51	66.25%

		203,625,000.00	203,625,000.00		203,625,000.00	100.00%	100.00%				
		100,000.00	100,000.00		100,000.00	100.00%	100.00%				
		5,000,000.00	5,000,000.00		5,000,000.00	100.00%	100.00%				
		7,560,000.00	7,560,000.00		7,560,000.00	60.00%	60.00%		7,560,000.00		
		19,800,000.00	19,800,000.00		19,800,000.00	100.00%	100.00%				

32,834,79

7.20
7. E

	310,616,525.09	216,703,143.26
	1,954,330.14	84,492.00
	312,570,855.23	216,787,635.26
	253,637,523.66	190,462,913.12

2

	310,616,525.09	251,644,389.14	216,703,143.26	190,449,107.96
	310,616,525.09	251,644,389.14	216,703,143.26	190,449,107.96

3

	93,693,679.07	85,751,982.30	77,538,332.47	72,118,344.10
	92,491,219.05	83,068,850.27	70,603,496.34	61,173,042.83
	124,431,626.97	82,823,556.57	68,561,314.45	57,157,721.03
	310,616,525.09	251,644,389.14	216,703,143.26	190,449,107.96

4

	272,392,937.58	225,947,335.90	195,663,218.30	173,183,831.42
	38,223,587.51	25,697,053.24	21,039,924.96	17,265,276.54
	310,616,525.09	251,644,389.14	216,703,143.26	190,449,107.96

5

--	--	--

	100,249,327.70	32.07%
	8,846,153.86	2.83%
	7,989,743.61	2.56%
	7,740,598.30	2.48%
	7,481,965.80	2.39%
	132,307,789.27	42.33%

5

1

	50,270,604.80	
	50,270,604.80	

	270,604.80		
	50,000,000.00		
	50,270,604.80		--

3

--	--	--	--

6

--	--	--	--

	11,348,630.00	6,053,079.53
	661,860.07	640,386.62
“ ”	1,684.61	-11,286.15
“ ”	18,219.58	
“ ”	3,796,956.60	1,718,784.08
“ ”	-50,270,604.80	
“ ”	553,567.70	-854,101.29
“ ”	-73,063,236.02	-31,058,435.42
“ ”	44,823,371.61	7,207,182.68
“ ”	-13,862,140.25	16,911,833.20
	3,637,436.10	6,339,982.92
	6,346,294.38	16,216,810.82
2	--	--
3	--	--
	119,837,077.25	57,807,914.89
	322,929,606.27	57,388,059.30
	-203,092,529.02	419,855.59

7

--	--	--	--	--

--	--	--

1

	-47,915.54	
	5,790,299.26	

4

报表项目	期末余额(或本期金额)	年初余额(或上期金额)	变动比率	变动原因
货币资金	224,433,229.19	544,895,978.66	-58.81%	主要是公司用闲置募集资金委托保本理财型投资
存货	292,394,097.84	219,409,953.19	33.26%	增加了原材料、产成品的库存
其他流动资产	144,409,152.94	20,032,088.28	620.89%	主要是公司用闲置募集资金1.2亿元委托保本理财型投资所致
固定资产	587,645,132.69	253,691,240.11	131.64%	本期募投项目部分转固所致
在建工程	69,866,743.32	315,396,253.42	-77.85%	本期募投项目部分转固所致
其他非流动资产	31,370,070.80	21,595,931.92	45.26%	本期增加支付阿根廷卤水矿部分权益款
短期借款	125,027,818.62	266,046,660.00	-49.41%	本期增加支付阿根廷卤水矿部分权益款
应付账款	572,196.00	572,196.00	0.00%	主要是应付账款
预收款项	1,521,939.09	1,521,939.09	0.00%	销售规模增大
应付利息	1,372,617.05	1,372,617.05	0.00%	短期借款减少
其他应付款	7,518,345.22	7,518,345.22	0.00%	前次增发费用回所致
专项储备	1,895,810.77	4,261,350.75	124.78%	本期计提的安用安全专项基
财务费用	1,687,833.04	3,810,857.92	125.78%	因汇率变
资产减值损失	1,222,897.45	656,922.18	-46.28%	部分超账
营业外支出	442,973.93	2,383,260.69	438.01%	无锡新能
其他综合收益	-342,378.88	228,429.54	-166.72%	主要是是

