

**2016**

**2016 08**

)

(

2016	.....	2
	.....	5
	.....	7
	.....	9
	.....	21
	.....	32
	.....	37
	.....	37
	.....	38
	.....	40
	.....	148



			002460
--	--	--	--------

3

2015

	1,343,214,543.46	544,399,430.57	146.73%
	278,154,962.66	51,018,471.19	445.20%
	313,660,110.79	45,165,519.71	594.47%
	248,463,521.72	46,494,651.61	434.39%
/	0.37	0.07	428.57%
/	0.37	0.07	428.57%
	13.80%	3.61%	10.19%
	3,094,661,823.72	2,527,552,379.63	22.44%
	2,077,406,814.10	1,882,521,550.40	10.35%

1

2

		-43,095.04

	4,919,114.08	
	166,402.95	
	-46,723,546.89	16,723,546.89 ; 2 7 10 3000
	-6,237,342.42	
	61,365.65	
	-35,505,148.13	--

1 —

1 —

1 —



134,321.45	146.73%	27,815.50	445.20%
10.35%	30.95	22.44%	20.77
7	2	3	3
3	4		
	“	”	
		10	146,862.80
	RIM	1.25	18650
			1.5
146.73%	32,870.15	423.91%	134,321.45
	445.20%		27,815.50
		34.84%	19.85%
			14.99%

	1,343,214,543.46	544,399,430.57	146.73%	2015
			7	18,428.02
				112.88%

	875,300,572.66	436,361,690.69	100.59%	;
	24,523,055.29	14,165,812.03	73.11%	1 2 463.71 40.38%
	43,806,775.87	30,234,142.44	44.89%	813.15 18%
	10,699,962.97	5,159,308.83	107.39%	;
	50,602,364.16	11,881,776.44	325.88%	;
	23,929,504.78	17,409,221.95	37.45%	
	248,463,521.72	46,494,651.61	434.39%	
	-334,697,412.35	-171,753,471.76	-94.57%	
	89,029,670.03	88,172,614.92	0.97%	
	8,092,950.73	-37,236,801.75	119.16%	

27,815.50                      445.20%                      134,321.45                      146.73%  
 20.77                      10.35%                      30.95                      22.44%

“                      ”

10                      146,862.80                      RIM

1.25      18650                      1.5

RIM 43.1%

	1,189,261,114.97	738,514,838.82	37.90%	118.45%	69.24%	18.05%
	153,953,428.49	136,785,733.84	11.15%	300.44%	290.97%	2.15%
	1,087,593,330.94	656,772,497.38	39.61%	126.51%	71.28%	19.47%
	153,953,428.49	136,785,733.84	11.15%	300.44%	290.97%	2.15%
	101,667,784.03	81,742,341.43	19.60%	58.26%	54.46%	1.98%
	1,070,016,062.78	691,738,513.49	35.35%	158.64%	100.92%	18.57%
	273,198,480.68	183,562,059.17	32.81%	109.04%	99.38%	3.26%

3                      3                      7                      2                      3  
 4

1

1

176,040,600.00	136,005,991.89	29.44%
Reed Industrial Minerals Pty Ltd		43.10%

2

		1,200,000.00	1,503,360	0.18%	1,503,360	0.18%	1,200,000.00	0.00		
		3,000,000.00	3,000,000	26.79%	3,000,000	26.79%	3,000,000.00	0.00		
		49,860,000.00			2,770,000	2.08%	42,935,000.00	-6,925,000.00		
		54,060,000.00	4,503,360	--	7,273,360	--	47,135,000.00	-6,925,000.00	--	--

3

--	--	--	--	--	--	--	--	--	--	--

---

	000547		596,274.9 8	20,000	0.00%	20,000	0.00%	307,200.0 0	-289,074. 98		
--	--------	--	----------------	--------	-------	--------	-------	----------------	-----------------	--	--

3

1

														132,843.06	
														1,743.62	
														135,334.03	
														0	
														25,256.31	
														19.02%	
( )															
			1,743.62												" "
		1													
		ES04-1													2
															( )
								2016	1-6						
			( )												2016 1-6
				( )											2016 1-6
					( )										2016 1-6
			( )							1					2016
1-6				2									2016	1-6	
	( )													2016	6
30												2			
2016	6	30													521,976.58

2

		( )		(1)		(2)	(3) (2)/(1)								
1			9,500	9,500		9,659.9	101.68%	2012 03 01		3,783.34					
	650														



	--	5,500	5,500		5,500	100.00%	--	--	--	--
	--	7,500	8,423.31		8,423.31	100.00%	--	--	--	--
	--	34,518.3	35,441.61		35,808.77	--	--	-302.16	--	--
	--	133,386.7 1	133,386.7 1	1,743.62	135,334.0 2	--	--	11,510.58	--	--
	500			2016 6			50%			4,500
	7			2016	5600	2016	100% 1-6	845.8	2015 RIM	
		2016	1-6							RIM
		2016 6 30			35,808.76	2010	10,756.00			
		4500			5500	60%	756	2011		
		9,368.15			3000	3,138.85				
		889.30				300	ES04-1			
						51%	2040	2012	14,281.73	
					12,158.42					
			1200			923.31	2013	1,402.88		
			2014	2015	2016					



--	--

**3**

**4**

--	--

5

	22,800	4,346.59	4,346.59	19.04%		2016 07 08	2016-055
	22,800	4,346.59	4,346.59	--	--	--	--

**2016 1-9**

2016 1-9

2016 1-9	450.00%		500.00%
2016 1-9	46,520.49		50,749.63
2015 1-9			8,458.28



---

--	--	--	--	--	--

2016 03 03

|

( )

1

1

( )

194748144

25.87%

( )

9

3

6

5

	2016.2.4		2016.2.5
	2016.2.17		2016.2.19
	2016.3.15		2016.3.16
	2016.4.8		2016.4.12
	2016.4.22		2016.4.26

( )

3

2016

3

	2016.2.4		2016.2.5
	2016.4.8		2016.4.12

1

2

3

	2012 8 17	2012 1	
	2012 9 14		
		113	2747000
2012 11 5	2012 9 20		
		26	54000
2012 11 16			
	2016 1-6		857,709.36

临时公告名称	临时公告披露日期	临时公告披
临2015-074赣锋锂业董事会关于第三期股权激励限制性股票及预留限制性股票解锁条件成就的公告	2015年10月29日	巨潮资讯网及《证券时报
临2015-080赣锋锂业关于第三期股权激励限制性股票解除限售公告	2015年11月3日	巨潮资讯网及《证券时报
临2015-082赣锋锂业关于第三期股权激励预留限制性股票解除限售公告	2015年11月12日	巨潮资讯网及《证券时报

1

2

Ä 7 s Ä

3

4

iOJ, pÄÄH



---

		-							
		200							

--	--	--	--

2

3

2

	2015 12 02	10,000				2		
	2015 12 02	10,000				2		
	2015 12 02	3,000				2		
	2015 12 02	1,000				2		
	2015 12 02	10,000	2016 05 17	2,127.9		2		
B1		0		B2		2,127.9		
B3		34,600		B4		2,727.9		

A1+B1+C1		0			A2+B2+C2		2,127.9					
A3+B3+C3		34,600			A4+B4+C4		2,727.9					
A4+B4+C4					1.31%							

**1****3**

--	--	--	--	--	--	--	--	--	--	--	--	--	--

		2008 6 1	2008 06 01		
	2013 12  7 --	7 --	2013 12 30	7	
			2015 07 21	36	

		36			
		12	2015 09 30	12	
		10%	2015 04 12	3	

		30%			
		2015-2017			

/						
---	--	--	--	--	--	--

2016 3 22  
2 4

5

A

1 2016 04 29

A

11 5

4

2016 3 22 “ ”  
1,672.35 2016 7 10  
3000  
2016 3 22  
2016 3 23 2016 7  
11 2016 7 12





2015

2015

1,026,647 439,992 1,466,639 1

3 2016 4 8 2016 5 10 2015 2015

2015 10 1.50

10 10 37,634.7763

75,269.5526 37,634.7763 75,269.5526

1

2

2015年指标	变动前	变动后
基本每股收益（元/股）	0.34	0.17

1 2014 2015 2014

2015 1604352

2 2015 37,634.7763

10 10 37,634.7763 75,269.5526

2

	11,549,775		9,303,683	20,853,458	36	2018/7/21 20853458

	4,949,903		3,987,291	8,937,194	36	2018/7/21 8937194
	16,499,678	0	13,290,974	29,790,652	--	--

			102,433		8		0
		5%	10				
		23.89%	179,846,968	89923484	134,885,226	44,961,742	35,940,404
		8.94%	67,265,936	33632968	50,449,452	16,816,484	16,580,000
		2.77%	20,853,458	9303683	20,853,458	0	
		1.26%	9,515,712	4257856	7,886,784	1,628,928	3,224,000
		1.19%	8,937,194	3987291	8,937,194	0	
		1.05%	7,897,400	3948700	5,923,050	1,974,350	
		1.00%	7,544,140	3772070	0	7,544,140	
		0.62%	4,687,540	2343770	0	4,687,540	1,300,000

		0.55%	4,138,144	2069072	4,138,144	0		
		0.44%	3,322,350	1713575	0	3,322,350		
10	3							
		1	2					
10								
						44,961,742		44,961,742
						16,816,484		16,816,484
						7,544,140		7,544,140
						4,687,540		4,687,540
						3,322,350		3,322,350
						2,993,520		2,993,520
						2,264,000		2,264,000
						2,190,400		2,190,400
						2,055,616		2,055,616
						1,977,000		1,977,000
10		1						
	10							
	10	2						

10	10		
2015 1 5		1,931,000	0.54%
	2015 2 16		458,000
0.13%		2015 3 9	
1,183,000	0.33%		
3	3,572,000		
	67.94%	0.95%	
2016 3 3		1,350,000	0.36%
2016 6 16		262,000	0.07%
2016 6 30	300,957,560		



			89,923,484	89,923,484		179,846,968			
			33,632,968	33,632,968		67,265,936			
			11,549,775	9,303,683		20,853,458			
			998,476	998,476		1,996,952			
			4,757,856	4,757,856		9,515,712			
			90,000	45,000		135,000	90,000		
			60,000	30,000		90,000			
			3,948,700	3,948,700		7,897,400			
			22,000	22,000		44,000			
			420,000	420,000		840,000			
			180,000	171,000		351,000	180,000		
			235,000	175,000		410,000	235,000		
	--	--	145,818,259	143,428,167	0	289,246,426	505,000	0	0

			2016 03 31	
			2016 03 31	

-

1

2016 06 30

	196,499,454.76	180,732,477.86



--	--	--




	5,211,567.21	4,304,699.45
	1,323,404,981.50	1,006,302,228.36
	47,135,000.00	27,035,568.23
	343,691,227.38	168,927,040.19
	235,314.03	249,150.21
	575,118,133.88	589,599,550.42
	245,119,445.50	144,312,674.10
	10,593,561.49	6,932,773.84
	228,930,315.66	231,980,404.94
	218,011,321.04	235,011,321.04
	80,002.00	29,902.00
	6,882,128.42	6,155,319.66
	95,460,392.82	111,016,446.64
	1,771,256,842.22	1,521,250,151.27
	3,094,661,823.72	2,527,552,379.63
	278,151,709.62	171,696,835.52
	44,242,549.79	32,831,760.15

	262,715,950.68	174,220,196.51
	97,933,981.95	23,629,094.16
	24,227,308.59	16,899,140.54
	75,424,828.88	43,507,378.43
	347,947.69	305,052.78
	586,748.13	721,541.88
	8,445,732.11	3,026,736.27

---

	711,927,171.52	1,108,786,155.39
	9,042,967.50	9,042,967.50
	21,634,568.82	28,864,988.40
	3,438,095.75	1,047,350.81
	38,545,076.47	38,545,076.47

---



	16,042,967.50	16,042,967.50
	849,632,047.01	490,710,538.95
	150,000,000.00	100,000,000.00
	28,261,449.71	30,108,502.07
	178,261,449.71	130,108,502.07
	1,027,893,496.72	620,819,041.02
	752,695,526.00	377,814,402.00
	709,056,945.81	1,105,915,929.68
	9,042,967.50	9,042,967.50
	15,910,568.23	22,835,568.23
	1,609,617.49	
	38,545,076.47	38,545,076.47
	396,560,869.21	167,936,842.62
	1,905,335,635.71	1,704,004,851.50
	2,933,229,132.43	2,324,823,892.52

3

--	--	--

---

	1,343,214,543.46	544,399,430.57
	1,343,214,543.46	544,399,430.57

	-55,787.72	-159,606.81
	-7,230,419.58	17,483.57
	-7,230,419.58	17,483.57
1.		
2.		
	-7,230,419.58	17,483.57
1.		
2.	-6,925,000.00	
3.		
4.		
5.	-305,419.58	17,483.57
6.		
	270,868,755.36	50,876,347.95
	270,924,543.08	51,035,954.76
	-55,787.72	-159,606.81
	0.37	0.07
	0.37	0.07

4







---

	1,169,342,728.80	496,072,741.18

	347,629,827.60	258,568,737.22
	191,783,414.71	128,466,307.35
	66,816,742.86	41,835,514.95
		94,300.00
	258,600,157.57	170,396,122.30
	89,029,670.03	88,172,614.92
	5,297,171.33	-150,596.52
	8,092,950.73	-37,236,801.75
	162,870,971.40	361,951,302.46
	170,963,922.13	324,714,500.71

## 6

	1,159,886,990.11	431,464,647.18
	378,614.63	390,358.71
	5,665,087.34	5,537,149.27
	1,165,930,692.08	437,392,155.16
	881,924,070.47	351,139,336.76
	29,351,175.34	15,739,854.83
	43,903,100.02	12,252,455.72
	8,309,455.02	5,607,612.31
	963,487,800.85	384,739,259.62
	202,442,891.23	52,652,895.54
	81,181.45	



	377,81 4,402. 00				1,108,7 86,155. 39	9,042,9 67.50	28,864, 988.40	1,047,3 50.81	38,545, 076.47		336,506 ,544.83	663,787 .04	1,883,1 85,337. 44	
	377,81 4,402. 00				1,108,7 86,155. 39	9,042,9 67.50	28,864, 988.40	1,047,3 50.81	38,545, 076.47		336,506 ,544.83	663,787 .04	1,883,1 85,337. 44	
	374,88 1,124. 00				-396,85 8,983.8 7		-7,230,4 19.58	2,390,7 44.94			221,702 ,798.21	-55,787. 73	194,829 ,475.97	
							-7,230,4 19.58				278,154 ,962.66	-55,787. 73	270,868 ,755.35	
	-1,466 ,639.0 0				-20,511, 220.87								-21,977, 859.87	
1	-1,466 ,639.0 0				-21,368, 930.23								-22,835, 569.23	
2														
3					857,709 .36								857,709 .36	
4														
											-56,452, 164.45		-56,452, 164.45	

2												
3												-56,452, 164.45
4												
	376,34				-376,34							0.00
	7,763.				7,763.0							
	00				0							
1	376,34				-376,34							0.00
	7,763.				7,763.0							
	00				0							
2												
3												
4												
							2,390,7					2,390,7
							44.94					44.94
1							7,538,2					7,538,2
							35.35					35.35
2							-5,147,4					-5,147,4
							90.41					90.41
	752,69				711,927	9,042,9	21,634,	3,438,0	38,545,		607,999	2,078,0
	5,526.				,171.52	67.50	568.82	95.75	076.47		.31	14,813.
	00											41

1,782,720 54


	356,50				764,195	18,180,	-1,782,7	270,428	31,770,		253,777	1,227,6	1,387,7
	0,550.				,323.00	235.00	20.54	.00	430.00		,226.97	58.79	78,661.
	00												22
	-15,00				1,636,1	-94,300.	17,483.	1,845,4			15,368,	-159,60	18,787,
	0.00				18.78	00	57	59.19			416.19	6.81	170.92
							17,483.						
							57						

3													
4													
							1,845,459.19						1,845,459.19
1							6,320,526.84						6,320,526.84
2							-4,475,067.65						-4,475,067.65
	356,485,550.00				765,831,441.78	18,085,935.00	-1,765,236.97	2,115,887.19	31,770,430.00		269,145,643.16	1,068,051.98	1,406,565,832.14

8

	377,814,402.00				1,105,915,929.68	9,042,967.50	22,835,568.23		38,545,076.47	167,936,842.62	1,704,004,851.50		
	377,814,402.00				1,105,915,929.68	9,042,967.50	22,835,568.23		38,545,076.47	167,936,842.62	1,704,004,851.50		
“ ”	374,881,124.00				-396,858,983.87		-6,925,000.00	1,609,617.49		228,624,026.59	201,330,784.21		
							-6,925,000.00			285,076,191.04	278,151,191.04		
	-1,466,639.00				-20,511,220.87						-21,977,859.87		
1	-1,466,639.00				-21,368,930.23						-22,835,569.23		



2											
3					857,709.36						857,709.36
4											
										-56,452,164.45	-56,452,164.45
1											
2										-56,452,164.45	-56,452,164.45
3											
	376,347,763.00				-376,347,763.00						
1	376,347,763.00				-376,347,763.00						
2											
3											
4											
								1,609,617.49			1,609,617.49
1								3,491,218.68			3,491,218.68
2								-1,881,601.19			-1,881,601.19
	752,695,526.00				709,056,945.81	9,042,967.50	15,910,568.23	1,609,617.49	38,545,076.47	396,560,869.21	1,905,335,635.71

	356,500,550.00				761,503,955.06	18,180,235.00			31,770,430.00	142,615,079.38	1,274,209,779.44

---


2016

1,058,041

.26

.26

1

2

1 1 12 31

3

12

4

5

1

2

(2).

“

”

10

(

(

1

2

3

4

5

(

1  
2

1  
2

(

(

(

1

2

**11**

**1**

	200

**2**

1	

6	0.00%	0.00%
7 12	10.00%	10.00%
1 2	40.00%	40.00%
2 3	80.00%	80.00%
3	100.00%	100.00%

**3**


**12**





2

1

2

“ 5  
”

” “ 6

3

**15**

**16**

**1**

3

17

18

1

2

3

3

19

20

21

110

2

22

23

24

1

2

3

4

25

26

A

27

28

( )

- 1
- 2
- 3
- 4
- 5

( )

**29**

**1**

**2**

**30**

/



31

1

2

32

( )

(1)

(2)

(3)

33

1

2

34

1

		17% 11% 6%
		5% 7%
		15% 25%

		1.2%
--	--	------

	15%
	15%
	15%
	15%
	16.5%
Mariana Lithium Co.,Limited	16.5%
	25%

2

	15%		2015 9 25	2018 9 24
		2013 7 8	2016 7 8	
2015 9 25	2018 9 24			2014 7 24
15%		3		

3

1

	566,323.77	2,587,874.64
	168,180,911.20	158,141,903.32
	27,752,219.79	20,002,699.90
	196,499,454.76	180,732,477.86
	96,105,308.44	3,929,403.14

项目	期末余额	期初余额
信用证保证金	19,128,686.01	7,857,658.80
银行承兑汇票保证金	6,406,846.62	10,003,847.66
存出投资款	2,216,687.16	2,141,193.44
合计	27,752,219.79	20,002,699.90

2

	1,229,878.23	1,432,465.00
	1,229,878.23	1,432,465.00
	1,229,878.23	1,432,465.00

3

4

1

	131,530,518.32	117,332,572.39
	2,616,161.08	
	134,146,679.40	117,332,572.39

2

	19,758,884.51
	19,758,884.51

3

		375,927,228.00
		375,927,228.00

4

--	--

5

1

	74,534,978.57	18.79%	5,376,427.00	7.21%	69,158,551.57	88,919,171.28	23.68%	8,581,509.31	9.65%	80,337,661.97
	322,059,020.68	81.18%	4,733,180.61	1.47%	317,325,840.07	286,419,495.00	76.28%	5,386,745.59	1.88%	281,032,749.41
	126,200.00	0.03%	126,200.00	100.00%	0.00	126,200.00	0.03%	126,200.00	100.00%	0.00
	396,720,199.25	100.00%	10,235,807.61	2.58%	386,484,391.64	375,464,866.28	100.00%	14,094,454.90	3.75%	361,370,411.38

	2,308,000.00	1,846,400.00	80.00%
	6,311,032.58	1,311,649.77	20.78%

	3,107,569.52	862,846.12	27.77%	6
	7,735,045.17	595,950.68	7.70%	6
	17,205,833.47	373,646.85	2.17%	6
	4,988,950.00	164,497.50	3.30%	6
	12,411,532.96	127,679.70	1.03%	6
	3,902,520.90	69,047.28	1.77%	6
	16,564,493.97	24,709.10	0.15%	6
	74,534,978.57	5,376,427.00	--	--

1			
6	309,885,840.83		0.00%
7-12	5,573,740.80	557,374.08	10.00%
1	315,459,581.63	557,374.08	0.18%
1 2	3,696,887.40	1,478,754.96	40.00%
2 3	1,027,500.40	822,000.32	80.00%
3	1,875,051.25	1,875,051.25	100.00%
	322,059,020.68	4,733,180.61	1.47%

应收账款内容	账面余额	坏账准备	计提比例	计提理由
境内某客户	126200	126200	100%	款项基本无法收回
合计	126200	126200	100%	

2

--	--	--

3

--	--

--	--	--	--	--	--

4

单位名称	应收账款	占应收账款比例(%)
国内某客户	34,545,472.08	8.71%
国内某客户	17,205,833.47	4.34%
国外某客户	16,564,493.97	4.18%
国外某客户	15,873,766.56	4.00%
国外某客户	15,473,549.17	3.90%
合计	99,663,115.25	25.12%

5

6

6

1


1	68,907,749.97	98.71%	19,984,415.69	97.15%
1 2	807,188.51	1.16%	445,181.83	2.16%
2 3	24,363.00	0.03%	28,296.18	0.14%
3	68,905.05	0.10%	112,906.48	0.55%
	69,808,206.53	--	20,570,800.18	--

1

2

名称	期末余额	占预付款项 期末余额合 计的比例

7

1

--	--	--

2

--	--	--	--

8

1

( )		
-----	--	--



2

1

( )				
-----	--	--	--	--

9

1

	10,461,646.68	98.17%	145,253.80	1.39%	10,316,392.88	7,604,448.01	97.50%	191,285.01	2.52%	7,413,163.00
	194,984.08	1.83%	194,984.08	100.00%	0.00	194,984.08	2.50%	194,984.08	100.00%	0.00
	10,656,630.76	100.00%	340,237.88	3.19%	10,316,392.88	7,799,432.09	100.00%	386,269.09	4.95%	7,413,163.00

1			
6		9,168,183.63	
7-12		1,271,918.05	10.00%
1		10,440,101.68	1.22%
1 2		4,800.00	40.00%
2 3		3,015.00	80.00%
3		13,730.00	100.00%

	10,461,646.68	145,253.80	1.39%
--	---------------	------------	-------

2

--	--	--

3

--	--

--	--	--	--	--	--

4

	2,724,327.40	1,054,809.33
	773,781.57	2,334,436.25
	4,412,721.79	3,309,468.32
	2,012,133.93	191,318.70
	376,305.86	287,429.35
	357,360.21	621,970.14
	10,656,630.76	7,799,432.09

5

		1,000,083.93		9.38%	0.00
		1,000,000.00		9.38%	0.00
		898,506.79		8.43%	0.00
		773,781.57		7.26%	0.00
		595,301.59		5.59%	0.00
	--	4,267,673.88	--	40.05%	0.00

6

--	--	--	--	--

7

8

10

1

	173,147,011.94	5,751,685.92	167,395,326.02	99,960,889.48	5,751,685.92	94,209,203.56
	53,693,654.77	46,815.19	53,646,839.58	55,577,734.96	46,815.19	55,530,919.77
	164,530,599.25	993,845.39	163,536,753.86	133,430,318.63	993,845.39	132,436,473.24
	136,550,178.62	1,420,687.23	135,129,491.39	32,389,729.76	1,420,687.23	30,969,042.53
	527,921,444.58	8,213,033.73	519,708,410.85	321,358,672.83	8,213,033.73	313,145,639.10

2


	5,751,685.92					5,751,685.92
	46,815.19					46,815.19
	993,845.39					993,845.39
	1,420,687.23					1,420,687.23
	8,213,033.73					8,213,033.73

3

4

--	--

11

--	--	--	--	--

12

--	--	--

13

	5,211,567.21	4,304,699.45
	5,211,567.21	4,304,699.45

14

1

--	--	--

---

	47,135,000.00		47,135,000.00	4,200,000.00		4,200,000.00
	47,135,000.00		47,135,000.00	4,200,000.00		4,200,000.00
				22,835,568.23		22,835,568.23
	47,135,000.00		47,135,000.00	27,035,568.23		27,035,568.23

--	--	--	--	--	--	--

“ ” “ ”

” 2014 2015 2016 3,300 4,300 5,600  
2014 2015 2016

= × ÷

1,026,647 22,835,568.23 2016 4 8

2015 439,992 2015 34,786,671.69 1,466,639 2016 5 10 2015 15.57 /

2015 1,466,639 1 2015 1,026,647 439,992

15

1

--	--	--	--	--	--	--

2

--	--	--	--	--

3

16

1


2

3

17


International Lithium Corp	6,597,090.98			-100,673.34	-201,990.18					6,294,427.46	
----------------------------	--------------	--	--	-------------	-------------	--	--	--	--	--------------	--

Reed

Industrial Minerals Pty Ltd	162,329,949.21	180,037,080.00			-4,970,229.29					337,396,799.92	
-----------------------------	----------------	----------------	--	--	---------------	--	--	--	--	----------------	--

	40.19	80.00		34	9.48				27.38	
--	-------	-------	--	----	------	--	--	--	-------	--

2015 Reed Industrial Minerals Pty Ltd RIM RIM  
Mt Marion M15/999  
M15/1000 2015 9 19 Neometals Ltd Process Minerals International Pty Ltd  
2500 RIM  
25% 2016 3 15 2016 RIM 18.1%  
RIM 2715 RIM 43.1%  
Neometals RIM13.8% PMI RIM 43.1% RIM43.1%  
Neometals Ltd Process Minerals International Pty Ltd RIM

18

1

1.	556,694.48	61,567.65		618,262.13
2.				
1				
2 \				
3				
3.				
1				
2				
4.	556,694.48	61,567.65		618,262.13
1.	359,451.94	9,659.98		369,111.92
2.	13,220.40	615.78		13,836.18
1	13,220.40	615.78		13,836.18
3.				



1				
2				
4.	372,672.34	10,275.76		382,948.10
1.				
2.				
1				
3				
1				
2				
4.				
1.	184,022.14	51,291.89		235,314.03
2.	197,242.54	51,907.67		249,150.21

2

3

--	--	--

19

1

1.	223,059,324.56	378,017,656.74	8,489,167.02	77,199,063.39	166,230,952.65	852,996,164.36
2.	2,620,051.89	19,013,089.69	824,270.74	798,291.69	8,138,759.43	31,394,463.44

1	252,391.89	3,178,181.02	824,270.74	139,566.47	4,949,802.33	9,344,212.45
2	2,367,660.00	15,834,908.67		658,725.22	3,188,957.10	22,050,250.99
3						
3.		2,562,965.35	82,320.00	6,395,461.97	89,188.00	9,129,935.32
1		2,562,965.35	82,320.00	6,395,461.97	89,188.00	9,129,935.32
4.	225,679,376.45	394,467,781.08	9,231,117.76	71,601,893.11	174,280,524.08	875,260,692.48
1.	37,896,826.77	115,404,678.25	4,687,192.75	39,911,801.32	65,496,114.85	263,396,613.94
2.	5,576,483.11	22,442,529.43	848,916.70	7,719,906.34	8,311,547.63	44,899,383.21
1	5,576,483.11	22,442,529.43	848,916.70	7,719,906.34	8,311,547.63	44,899,383.21
3.		2,034,817.08				

1.	182,206,066.57	258,655,390.48	3,773,212.31	29,945,874.32	100,537,590.20	575,118,133.88
2.	185,162,497.79	262,612,978.49	3,801,974.27	37,287,262.07	100,734,837.80	589,599,550.42

2

--	--	--	--	--	--

3

--	--	--	--	--

4

--	--

5

--	--	--

20

1

4,500	73,113,321.60		73,113,321.60	65,245,936.91		65,245,936.91
500	20,075,042.60		20,075,042.60	28,403,281.47		28,403,281.47
	6,021,404.39		6,021,404.39	4,379,260.25		4,379,260.25



---

	000.00	19.77	8.83			68.60						
--	--------	-------	------	--	--	-------	--	--	--	--	--	--

228,000,  
000.00

43,465,9  
11.44

---

	10,593,561.49	6,932,773.84
--	---------------	--------------

**22**

--	--	--

**23**

**1**

3.									
1									
4.	100,650,871.63		18,082,300.00	132,975.00	5,430,485.01	5,849,794.00	115,782,754.78	3,996,173.76	249,925,354.18
1.	7,836,913.56		2,704,139.68	77,991.55	3,613,943.09	1,337,095.68		2,172,526.02	17,742,609.58
2.	1,237,362.03		719,054.91	9,162.06	303,855.90	399,233.13	116,983.67	466,777.25	3,252,428.95
1	1,237,362.03		719,054.91	9,162.06	303,855.90	399,233.13	116,983.67	466,777.25	3,252,428.95
3.									
1									
4.	9,074,275.59		3,423,194.59	87,153.61	3,917,798.99	1,736,328.81	116,983.67	2,639,303.27	20,995,038.53
1.									
2.									
1									
3.									
1									

4.									
1.	91,576,596. 04		14,659,105. 41	45,821.39	1,512,686.0 2	4,113,465.1 9	115,665,771 .11	1,356,870.4 9	228,930,315 .65
2.	92,813,958. 07		15,378,160. 32	54,983.45	1,614,202.2 6	4,512,698.3 2	115,782,754 .78	1,823,647.7 4	231,980,404 .94

2

--	--	--

26

--	--	--	--

27

1

	976,251.25			976,251.25
	7,926,415.27			7,926,415.27
	254,381,321.04			254,381,321.04
	263,283,987.56			263,283,987.56



2

	976,251.25				976,251.25
	7,926,415.27				7,926,415.27
	19,370,000.00	17,000,000.00			36,370,000.00
	28,272,666.52	17,000,000.00			45,272,666.52

14.1%

5

18.85%-19.72%      2016    22.46%    2017    16.92%    2018    6.97%

2019    2.37%    2020

1      2010      7,560,000.00      60%  
976,251.25

2013

2016    6    30

2      2011      20,400,000.00      51%  
7,926,415.27

28

	29,902.00		9,900.00	20,002.00
		66,666.67	6,666.67	60,000.00
	29,902.00	66,666.67	16,566.67	80,002.00

29

/

1

	12,443,963.72	1,866,594.56	20,484,508.05	3,072,676.20
	8,572,372.41	1,285,855.86	8,254,905.84	1,238,235.89
	347,947.69	52,192.15	305,052.78	45,757.92
	5,918,813.26	887,821.99	7,691,026.29	1,153,653.94
	16,960,963.58	2,544,144.54	3,713,790.72	557,068.61
	779,085.94	116,862.89	586,180.65	87,927.10
	857,709.53	128,656.43		
	45,880,856.13	6,882,128.42	41,035,464.33	6,155,319.66

2

	20,322,685.00	3,048,402.75	20,322,685.00	3,048,402.75
	20,322,685.00	3,048,402.75	20,322,685.00	3,048,402.75

3

		6,882,128.42		6,155,319.66
		3,048,402.75		3,048,402.75

4

--	--	--	--

5

--	--	--	--

30

Mariana -	24,390,548.28	23,884,434.84
Mariana	6,815,247.76	5,913,916.33
	0.00	49,860,000.00
	41,028,320.00	20,000,000.00
	0.00	3,157,016.34
International Lithium Corp	11,226,276.78	8,201,079.13
	12,000,000.00	
	95,460,392.82	111,016,446.64

(1) 2014 International Lithium Corp Mariana -  
 100 24,390,548.28 Mariana - 273.9  
 2016 6 30 80%

(2) 2016 6 30 Marianna 1,027,754.82 6,815,247.76

(3) International Lithium Corp Mariana -  
 1,042,841 798,500 Mariana -  
 2014 2016 6 894,448 2016  
 6 30 Mariana - 1,692,948 11,226,276.78  
 10% 200

Mariana

30

Mariana

2024 3 14

31

1

		10,000,000.00
	278,151,709.62	161,696,835.52
	278,151,709.62	171,696,835.52

2

--	--	--	--	--

32

--	--	--

33

34

	79,549.79	249,511.40
	44,163,000.00	32,582,248.75
	44,242,549.79	32,831,760.15

35

1

	245,369,210.76	134,808,900.57
	17,346,739.92	39,411,295.94
	262,715,950.68	174,220,196.51

2

1

1	17,906,135.99	
	17,906,135.99	--

36

1

	97,933,981.95	23,629,094.16
	97,933,981.95	23,629,094.16

2

1

--	--	--

3

--	--

37

1

	16,886,585.54	73,308,759.24	66,019,553.00	24,175,791.78
-	12,555.00	5,843,686.98	5,804,725.17	

	458,647.75	344,200.95
	780,579.79	780,505.54
	653,648.20	983,331.52
	319,913.21	129,962.39
	75,424,828.88	43,507,378.43

## 39

	347,947.69	305,052.78
	347,947.69	305,052.78

--	--	--

## 40

	586,748.13	721,541.88
	586,748.13	721,541.88

1

## 41

1

	526,420.55	
	2,911,245.00	711,155.00
	914,466.96	1,832,657.99
	300,000.00	344,958.78
	3,793,599.60	137,964.50
	8,445,732.11	3,026,736.27







47

1



48

1



2



51

	52,437,935.70		2,959,053.08	49,478,882.62	
	52,437,935.70		2,959,053.08	49,478,882.62	--

--	--

	2,300,000.00				2,300,000.00	
	437,500.00		75,000.00		348,500.00	
	560,000.00		70,000.00		504,000.00	
	700,000.00		70,000.00		630,000.00	
	52,437,935.70		2,959,053.08		49,478,882.62	--

52

	9,042,967.50	9,042,967.50
:	-9,042,967.50	-9,042,967.50

56 .

53

		+ -					
	377,814,402.00			376,347,763.00	-1,466,639.00	374,881,124.00	752,695,526.00

1 2016 4 8 2015 2016 5 10 2015 2015  
10 1.50  
10 10 37,634.7763 75,269.5526  
37,634.7763 75,269.5526

2 2016 4 8 2016 5 10 2015  
2015  
1,026,647 439,992 1,466,639 1

54

1

2


55

	1,082,097,437.74		397,716,693.23	684,380,744.51
	26,688,717.65	857,709.36		27,546,427.01
	1,108,786,155.39	857,709.36	397,716,693.23	711,927,171.52

1 2016 1-6 857,709.36

2 2015  
 1,026,647 439,992 1,466,639 1  
 1,466,639 - 21,368,930.23 ;

3 2016 4 8 2016 5 10 2015  
 2015 2015  
 10 1.50 10 10  
 37,634.7763 75,269.5526 37,634.7763  
 75,269.5526 , 37,634.7763

56

	9,042,967.50		9,042,967.50
	9,042,967.50		9,042,967.50

2012 2,801,000 2,801,000  
 36,634,170.00

			33,833,170.00				
						36,634,170.00	
36,634,170.00							
2013		694,750		9,087,243.00			
	22,000	285,200.00	2013			2,084,250	
	27,261,727.50						
2014	2013		2013		178,250,275		
10	10						4,168,500
2014	10	1,388,500		9,081,492.50		2014	
	2,780,000	18,180,235.00					
2015		1,397,500		9,042,967.50			
	15,000	94,300.00					
2016	6 30	1,382,500			9,042,967.50		

57

	28,864,988.40	-7,230,419.58			-7,230,419.58		21,634,568.82
	-151,365.93						-151,365.93
	22,835,568.23	-6,925,000.00			-6,925,000.00		15,910,568.23
	6,180,786.10	-305,419.58			-305,419.58		5,875,366.52
	28,864,988.40	-7,230,419.58			-7,230,419.58		21,634,568.82

58

	1,047,350.81	7,538,235.35	5,147,490.41	3,438,095.75
	1,047,350.81	7,538,235.35	5,147,490.41	3,438,095.75

## 59

	38,545,076.47			38,545,076.47
	38,545,076.47			38,545,076.47

## 60

		336,506,544.83	253,777,226.96
		336,506,544.83	253,777,226.96
		278,154,962.66	50,800,460.91
		56,452,164.45	35,650,055.00
		558,209,343.04	269,145,643.16

- 1)
- 2)
- 3)
- 4)
- 5)

## 61

	1,341,233,142.71	860,614,486.88	541,800,328.60	426,208,334.58
	1,981,400.75	14,686,085.78	2,599,101.97	10,153,356.10
	1,343,214,543.46	875,300,572.66	544,399,430.57	436,361,690.68

## 62

--	--	--

		3,000.00
	2,895,104.23	562,644.28
	2,206,525.64	454,938.59
		86,654.01
	5,101,629.87	1,107,236.88

## 63

	3,718,189.12	1,027,513.46
	9,979,298.51	8,712,102.81
	370,151.34	463,958.40
	6,243,691.38	2,381,588.07
	259,953.28	138,367.20
	59,996.04	
	3,891,775.62	1,442,282.09
	24,523,055.29	14,165,812.03

## 64

	12,032,881.21	6,165,674.18
	7,712,995.67	9,093,818.94
	361,423.43	306,761.30
	11,022,810.47	4,783,710.85
	4,749,208.23	4,508,350.55
	2,339,973.25	1,255,118.48
	1,476,881.84	450,597.49
	3,633,601.77	2,456,755.65
	375,000.00	1,105,000.00
	102,000.00	108,355.00
	43,806,775.87	30,234,142.44



65

--	--	--

	63,625.51	6,710.30
	81,181.45	
		921,486.40
	44,133.62	1,016,534.94

69

	33,133.34	71,590.34	33,133.34
	33,133.34	71,590.34	33,133.34
	4,919,114.08	6,095,061.08	4,919,114.08
		40,311.16	
	4,952,247.42	6,206,962.58	4,952,247.42

								/
							1,400,000.00	
						30,000.00		
						2,959,053.08	2,744,053.08	
							1,000,000.00	

						154,000.00	100,000.00	
						230,000.00		
						50,000.00		
						353,061.00	125,008.00	
						800,000.00		
						343,000.00		
							726,000.00	

---

	--	--	--	--	--	4,919,114.08	6,095,061.08	--

**70**

--	--	--

	5,471,983.88
	50,602,364.16

72

57

73

1

	615,585.62	5,226,152.84
	1,607,000.00	3,351,008.00
	6,072,802.37	600,420.20
	8,295,387.99	9,177,581.04

2

	14,521,268.95	14,424,559.52
	14,521,268.95	14,424,559.52

---


**5**

--	--	--

**6**


“ ”	-206,562,771.80	-42,280,479.14
“ ”	33,378,249.13	42,392,573.15
“ ”	100,790,190.20	-48,174,950.07
	248,463,521.72	46,494,651.61
2	--	--
3	--	--
	170,963,922.13	324,714,500.72
	162,870,971.40	361,951,302.47
	8,092,950.73	-37,236,801.75

## 2

	--
	--
	--

## 3

	--
	--
	--

## 4

	170,963,922.13	162,870,971.40
	566,323.77	2,587,874.64
	174,564,611.20	158,141,903.32

	2,216,687.16	2,141,193.44
	170,963,922.13	162,870,971.40

75

“ ”

76

	27,752,219.79	
	19,758,884.51	
	10,840,953.36	
	64,324,669.10	
	191,883.48	
	122,868,610.24	--

77

1

	--	--	97,260,894.24
	14,642,192.93	6.6312	97,095,309.76
	41.00	7.375	302.38
	21.46	0.8547	18.34
	85.00	4.9452	420.34
	30,028.55	5.1222	153,812.24
	171,050.00	0.064491	11,031.19
	--	--	102,456,763.87
	15,450,712.37	6.6312	102,456,763.87
			18,151,709.62



	2,737,318.98	6.6312	18,151,709.62
			38,120,027.46
	5,748,586.60	6.6312	38,120,027.46
			11,226,276.78
	1,692,948.00	6.6312	11,226,276.78

2

78

79

项目	本期数	上期数
归属于公司普通股股东的净利润	278,154,962.66	51,018,471.19
非经常性损益	-35,505,148.13	5,852,951.48
扣除非经常性损益后的归属于公司普通股股东的净利润	313,660,110.79	45,165,519.71
年初股份总数	377,814,402.00	356,500,550.00
因公积金转增股本或股票分配等增加加权平均股份数(注1)	377,569,962.17	356,498,050.00
发行新股或债转股等增加加权平均股数		
因回购等减少加权平均股数(注2)	-244,439.83	-2,500.00
发行在外的普通股加权平均数	755,139,924.33	712,996,100.00
基本每股收益	0.37	0.07
扣除非经常性损益基本每股收益	0.42	0.06
认股权证、期权发行、可转换债券等增加的普通股加权平均数		

稀释每股收益	0.37	0.07
--------	------	------

1	2016	4	8	2016	5	10	2015	2015
			2015					10 1.50
			10	10			37,634.7763	75,269.5526
			37,634.7763	75,269.5526				

2	2016	4	8	2016	5	10	2015
			2015				
			2015				
	1,026,647		439,992		1,466,639		1

1

1


--	--	--	--	--	--	--	--	--

5


6

2


1



2



3



3

5

6

1

1

				100.00%		
				100.00%		
				100.00%		
				100.00%		
				100.00%		
				60.00%		
				100.00%		
				100.00%		
				100.00%		
Blackstairs Lithium Limited					55.00%	
Mariana Lithium Co.,Limited					100.00%	
				100.00%		

				100.00%		

2

	40.00%	173,594.77	0.00	-1,193,332.42
Blackstairs Lithium Limited	45.00%	-229,382.39	0.00	1,801,331.73

3

	-2,983,331.07	0.00	-2,983,331.07	0.00	0.00	0.00	398,456.30	0.00	398,456.30	3,815,774.29	0.00	3,815,774.29
Blackstairs Lithium Limited	2,324,686.52	12,843,546.88	15,168,233.40	310,830.87	0.00	310,830.87	3,929,403.14	4,512,698.32	8,442,101.46	0.00	0.00	0.00

	0.00	433,986.92	433,986.92	0.00	0.00	10,468.54	10,468.54	0.00





5

6

--	--	--	--

7

8

4

				/	

5

6



“ ”

1

2

2016

项目	期末余额			年初余额		
	美元	其他外币	合计	美元	其他外币	合计
银行存款	97,095,309.76	165,584.48	97,260,894.24	26,601,194.09	4,070,293.10	30,671,487.19
其他货币资金	7,330,595.32		7,330,595.32			-
应收款项	102,456,763.87		102,456,763.87	76,388,524.39		76,388,524.39
委托贷款	11,226,276.78		11,226,276.78	8,201,079.13		8,201,079.13
应付款项	-38,120,027.46		-38,120,027.46	-6,583,373.57		-6,583,373.57
短期借款	-18,151,709.62		-18,151,709.62	-31,696,835.52		-31,696,835.52
合计	161,837,208.64	165,584.48	162,002,793.12	72,910,588.52	4,070,293.10	76,980,881.62

2016 6 30

8,091,860.43

5%

5%

12

项目	期初余额				合计
	一年以内	一到二年	二到五年	五年以上	
金融资产					
货币资金	180,732,477.86				180,732,477.86
以公允价值计 量且其变动计 入当期损益的 金融资产	1,422,455.00				1,422,455.00
可供出售金融 资产					
持有至到期 投资					
长期股权投资					
应收票据					
应收账款					
预付账款					
其他应收款					
存货					
流动资产合计					
非流动资产					
长期股权投资					
固定资产					
无形资产					
递延所得税资 产					
其他非流动资 产					
非流动资产合计					
资产总计					
短期借款					
应付票据					
应付账款					
预收账款					
应付职工薪酬					
应交税费					
应付利息					
应付股利					
其他应付款					
一年内到期的 非流动负债					
其他流动负债					
流动负债合计					
长期借款					
应付债券					
其他非流动负 债					
非流动负债合计					
负债合计					
所有者权益					
实收资本					
资本公积					
盈余公积					
未分配利润					
所有者权益合计					
负债和所有者权益 总计					

1

	--	--	--	--
2.	1,229,878.23			1,229,878.23
2	1,229,878.23			1,229,878.23
	1,229,878.23			1,229,878.23
	--	--	--	--

2

3

4



5

1

/

--	--	--	--	--	--

/

--	--	--	--

2

/

/

/

/	/	/	/	/	/	/
---	---	---	---	---	---	---

/

/

/	/	/	/	/	/	/
---	---	---	---	---	---	---

/

3

--	--	--	--

--	--	--	--

4

--	--	--	--	--

---

	6,000,000.00	2015 07 02	2018 07 01	
--	--------------	------------	------------	--

	7,000,000.00	2013 11 14	2016 11 13	

				Mariana
				30
				Maiana
				2024 3 14

**6**

--	--	--	--

**7**

	1,623,500.00	1,382,100.00

**8**

**6**

**1**

		11,226,276.78	8,201,079.13

2

--	--	--	--

7

1 Reed Industrial Minerals Pty Ltd ( RIM )Mt Marion  
 Mt Marion 6%  
 49% 6%  
 RIM RIM RIM 49% 6%  
 6% RIM 180 49% RIM  
 Mt Marion 2016  
 2 RIM

8

1

	0.00
	0.00
	0.00

( )

2012 8 17 2012  
 2012 9 21 (“ ”) 2,747,000 13.11 /  
 2012 10 12 (“ ”) 54,000  
 11.50 /  
 12  
 48  
 12 24 36 48  
 25%



锁定期	解锁安排	公司业绩考核条件	解锁比例
激励对象获授的限制性股票自授予日后的12个月	第一批于授予日12个月后至24个月内解锁	以2011年度为基准年，2012年的净利润增长率不低于15%；以2011年度为基准年，2012年的营业收入增长率不低于18%。	25%
	第一批于授予日24个月后至36个月内解锁	以2011年度为基准年，2013年的净利润增长率不低于32%；以2011年度为基准年，2013年的营业收入增长率不低于40%。	25%
	第一批于授予日36个月后至48个月内解锁	以2011年度为基准年，2014年的净利润增长率不低于52%；以2011年度为基准年，2014年的营业收入增长率不低于65%。	25%
	第一批于授予日48个月后至60个月内解锁	以2011年度为基准年，2015年的净利润增长率不低于75%；以2011年度为基准年，2015年的营业收入增长率不低于95%。	25%

( )

857709.36

857709.36

2

3

1

--	--	--	--

2

3

4

1

1

--	--	--	--

2

--	--	--

2

3

1

2

4

5

--	--	--	--	--	--	--

6

1

2

	1,189,261,114.97	153,953,428.49	0.00	0.00	1,343,214,543.46
	0.00	0.00	1,690,369.94	-1,690,369.94	0.00
			-100,673.34		-100,673.34
	1,277,749.72	11,973,528.55			13,251,278.27
	337,226,611.13	-4,292,492.46	-4,232,579.57		328,701,539.10
	49,921,337.45	681,026.71			50,602,364.16
	287,305,273.68	-4,973,519.17	-4,232,579.57		278,099,174.94
	287,305,273.68	257,850,818.15	135,145,292.42	-1,221,025,912.76	3,094,661,823.72
	981,121,661.05	152,622,721.13	5,005,540.89	-1,221,025,912.76	1,016,647,010.31

3

4

7

8

1

1

						2,113,173.37	4.64%	619,269.35	29.31%	1,493,904.02

1



6	266,723,997.63	0.00	0.00%
7-12	0.00	0.00	0.00%
1	266,723,997.63	0.00	
3	8,250.00	8,250.00	100.00%
	266,732,247.63	8,250.00	0.00%

应收账款内容	账面余额	坏账准备	计提比例	计提理由	
	回	商			
		合计	194,984.08	194,984.08	100%

2

--	--	--	--	--

3

--	--	--	--	--

--	--	--	--	--	--

4

--	--	--	--	--

	264,257,913.83	120,257,615.56
	2,669,317.88	956,081.47
	266,927,231.71	121,213,697.03

5

GFL International Co., Limited		63,352,199.04		23.73%	0.00
		48,342,834.35		18.11%	0.00
		47,430,847.43		17.77%	0.00
		43,049,580.71		16.13%	0.00
		32,825,415.00			0.00



1

	137,157,159.93			137,157,159.93		
	4,990,055.82			4,990,055.82		
	203,625,000.00			203,625,000.00		
	100,000.00			100,000.00		
	5,000,000.00			5,000,000.00		
	7,560,000.00			7,560,000.00		
	19,800,000.00			19,800,000.00		
	276,370,435.70	175,836,035.00		452,206,470.70		7,560,000.00
	26,903,100.00			26,903,100.00		
	364,855,796.05			364,855,796.05		
	126,460,000.00			126,460,000.00		
	1,172,821,547.50	175,836,035.00		1,348,657,582.50		7,560,000.00

2


3

4

	992,785,800.56	618,111,356.28	386,800,512.01	315,725,397.12
	644,477.04	664,716.13	2,151,614.03	1,959,121.99
	993,430,277.60	618,776,072.41	388,952,126.04	317,684,519.11

5

	57,146.34	6,710.30
	87,660.62	3,459.00
	144,806.96	10,169.30

6

1

	-43,095.04	
	4,919,114.08	
	166,402.95	
	-46,723,546.89	1 3 22 16,723,546.89 ; 2 7 10 3000

	-6,237,342.42	
	61,365.65	
	-35,505,148.13	--

1 —

1 —

2

		/	/
	13.80%	0.37	0.37
	15.56%	0.415	0.415

3

1

2

3

4

2016 8 19