

**2017**

**1**

2017 06 30



	842,407,060.19	534,353,881.08
	191,270,468.59	60,848,129.33
	2,524,874,598.19	1,474,571,660.79

	22,687,042.60	105,269,036.50
	320,391,606.71	278,216,048.78
	179,603,819.83	62,705,172.52
	11,015,034.97	21,586,672.48
	100,632,682.93	166,204,083.60
	2,749,789.63	491,340.28
	22,938,399.37	17,771,149.39
	100,000,000.00	100,000,000.00

	550,936,486.32	712,356,026.22
	29,053,727.30	238,532,343.04
	5,021,040.49	1,739,979.10
	89,165,703.00	89,165,703.00
	1,301,177,696.36	693,798,850.02
	2,704,259,532.47	2,488,288,427.38
	2,234,689.08	2,217,392.56
	2,706,494,221.55	2,490,505,819.94
	5,305,553,304.52	3,808,742,104.22

2

	192,084,344.98	91,656,562.13
	1,000,327.06	1,303,696.30

	1,850,193,468.13	1,185,465,160.13
	93,024,320.00	285,368,585.90
	1,718,162,643.52	1,220,851,891.52
	207,641.67	221,477.85
	496,351,833.12	459,179,503.68
	74,455,264.87	99,996,363.45
	7,558,168.79	3,572,731.88
	67,501,282.69	68,368,118.30
	5,742,132.02	5,760,411.89
	41,213,457.00	38,456,293.00
	2,504,216,743.68	2,181,775,377.47
	4,354,410,211.81	3,367,240,537.60
	1,075,409,400.56	388,634,851.69
	22,687,042.60	76,269,036.50
	62,029,050.76	116,316,298.83
	167,305,286.00	46,634,215.43
	3,724,412.76	8,790,063.17
	74,823,942.37	129,593,063.52
	2,207,837.63	491,340.28
	42,811,270.06	134,324,213.81

	100,000,000.00	100,000,000.00
	1,550,998,242.74	1,001,053,083.23
	237,500,000.00	50,000,000.00
	24,567,344.99	26,414,397.35
	1,018,945.89	2,089,057.89
	263,086,290.88	78,503,455.24
	1,814,084,533.62	1,079,556,538.47
	728,904,879.00	752,695,526.00
	548,066,260.61	709,485,800.51
	5,774,026.70	169,266,652.71
	747,768.07	
	89,165,703.00	89,165,703.00
	1,167,667,040.81	567,070,316.91
	2,540,325,678.19	2,287,683,999.13
	4,354,410,211.81	3,367,240,537.60

	1,625,257,048.81	1,343,214,543.46
	1,625,257,048.81	1,343,214,543.46
	1,199,679,131.18	972,683,274.93
	1,070,184,866.10	875,300,572.66
	19,861,972.92	5,101,629.87
	23,015,844.35	24,523,055.29
	58,701,854.38	43,806,775.87
	27,865,732.28	10,699,962.97
	48,861.15	13,251,278.27
	-303,369.24	-192,738.15
	199,871,873.91	44,133.62

	673,399,646.21	328,701,539.10
	66,253,503.36	50,602,364.16
	607,146,142.85	278,099,174.94
	607,378,846.34	278,154,962.66
	-232,703.49	-55,787.72
	-209,478,615.74	-7,230,419.58
	-209,478,615.74	-7,230,419.58



	0.81	0.37
--	------	------

**4**

	1,322,193,503.17	993,430,277.60

1.		
2.		
	-163,492,626.01	
1.		
2.	-163,492,626.01	
3.		
4.		
5.		
6.		
	437,104,097.89	285,076,191.04

**5**

	1,604,185,728.66	1,571,122,627.40


	142,181.45	128,945.45
	251,640,046.95	140,319,197.02
	608,976,640.90	194,507,160.78
	19,150,512.06	
	0.00	
	879,767,199.91	334,826,357.80
	-879,625,018.46	-334,697,412.35
	250,000.00	
	250,000.00	
	1,624,390,543.82	347,629,827.60
	1,624,640,543.82	347,629,827.60
	336,870,565.78	191,783,414.71
	19,126,508.27	66,816,742.86
	1,891,538.67	
	357,888,612.72	258,600,157.57
	1,266,751,931.10	89,029,670.03
	-7,236,855.51	5,297,171.33
	20,734,875.89	8,092,950.73
	169,182,841.98	162,870,971.40

	189,917,717.87	170,963,922.13
--	----------------	----------------

**6**

	1,317,929,149.30	1,159,886,990.11
		378,614.63
	49,792,700.91	5,665,087.34
	1,367,721,850.21	1,165,930,692.08
	1,277,427,301.61	881,924,070.47
	41,440,011.42	29,351,175.34



	526. 00				6.22		3.04	10	.00		0.02	56	819.9 4
	752, 695, 526. 00				712,3 56,02 6.22		238,5 32,34 3.04	1,739 ,979. 10	89,16 5,703 .00		693,7 98,85 0.02	2,217 ,392. 56	2,490 ,505, 819.9 4
	-23, 790, 647. 00				-161, 419,5 39.90		-209, 478,6 15.74	3,281 ,061. 39			607,3 78,84 6.34	17,29 6.52	215,9 88,40 1.61
							-209, 478,6 15.74				607,3 78,84 6.34	-232, 703.4 8	397,6 67,52 7.12
	-23, 790, 647. 00				-161, 419,5 39.90							250,0 00.00	-184, 960,1 86.90
1												250,0 00.00	250,0 00.00
2													
3													
4	-23, 790, 647. 00				-161, 419,5 39.90								-185, 210,1 86.90

2													
3													
4													
1													
2													
3													
4													

3,281


,061.

39



	814, 402. 00				,786, 155.3 9	,967. 50	4,988 .40	,350. 81	5,076 .47		06,54 4.83	87.04	,185, 337.4 4
	377, 814, 402. 00				1,108 ,786, 155.3 9	9,042 ,967. 50	28,86 4,988 .40	1,047 ,350. 81	38,54 5,076 .47		336,5 06,54 4.83		

1													
2													
3											-56,4 52,16 4.45		-56,4 52,16 4.45
4													
	376, 347, 763. 00				-376, 347,7 63.00								0.00
1	376, 347, 763. 00				-376, 347,7 63.00								0.00
2													
3													
4													
								2,390 ,744. 94					2,390 ,744. 94
1								7,538 ,235. 35					7,538 ,235. 35
2								-5,14 7,490 .41					-5,14 7,490 .41
	752, 695, 526. 00				711,9 27,17 1.52	9,042 ,967. 50	21,63 4,568 .82	3,438 ,095. 75	38,54 5,076 .47		558,2 09,34 3.04	607,9 99.31	2,078 ,014, 813.4 1



2											
3											
1											
2											
3											
4											
								747,76 8.07			747,76 8.07
1								3,499,6 57.20			3,499,6 57.20
2								-2,751, 889.13			-2,751, 889.13
	728,9 04,87 9.00				548,06 6,260.6 1		5,774,0 26.70	747,76 8.07	89,165, 703.00	1,167, 667,0 40.81	2,540,3 25,678. 19

	377,8 14,40 2.00				1,105,9 15,929. 68	9,042,9 67.50	22,835, 568.23		38,545, 076.47	167,9 36,84 2.62	1,704,0 04,851. 50

	377,8			1,105,9	9,042,9	22,835,		38,545,	167,9	1,704,0
	14,40			15,929.	67.50	568.23		076.47	36,84	04,851.
	2.00			68					2.62	50
	374,8			-396,85		-6,925,				
	81,12			8,983.8						
	4.00			7						

3											
4											

1,609,6



2

1

2

1 1 12 31

3

12

4

5

6

1

2

7



8

9

(1).

(2).

10

(

(

1

2

3

4

5

(

1

2

1

2

(

(

(

1

2

**11**

**1**

	1000

2

1	

6	0.00%	0.00%
7 12	10.00%	10.00%
1 2	40.00%	40.00%
2 3	80.00%	80.00%
3	100.00%	100.00%

3

1  
2

**13**

**14**

1

2

1

2

5

6

3

15

16

1

1

2

2

		20	5	4.75
		5-10	5	19-9.5
		5-10	5	19-9.5
		5	5	19

		1.5 5-10	5	63.33 19-9.5
--	--	----------	---	--------------

18

3

17

18

1

2

3



19

20

21

1

A

B

项 目	预计使用寿命	依据
土地使用权	土地使用年限	土地使用年限
非专利技术	5年	预计使用年限
软件使用权	5-10年	预计软件可使用年限
商标权	10年	预计年限
勘探权	10年	预计勘探年限
欧盟化学品注册评估许可	3-5年	预计年限

2

22

23

24

1

2

3

4

25

26

A

27

28

( )

1

2

3

4

5

( )

( )

( )

1

2

3

4

5

( )

( )

**29**

**1**

2

30

/

31

1

2

32

( )





2  
3  
4

**1**

		17% 11% 6%
		5% 7%
		15% 25%
		5%

3

1

	476,518.93	297,838.70
	187,372,412.39	166,828,699.90
	117,155,944.49	30,623,606.43
	305,004,875.81	197,750,145.03
	77,910,438.43	47,136,613.87

项目	期末余额	年初余额
信用证保证金	115,087,157.94	16,583,921.65
银行承兑汇票保证金	0.00	11,983,381.40
存出投资款	2,068,786.55	2,056,303.38
合计	117,155,944.49	30,623,606.43

2

	1,000,327.06	1,303,696.30
	1,000,327.06	1,303,696.30
	1,000,327.06	1,303,696.30

3

4

1



	431,846,235.13	100.00%	22,640,869.24	5.24%	409,205,365.89	466,778,818.18	100.00%	23,051,869.31	4.94%	443,726,948.87

1			
6	372,953,249.63		0.00%
7-12	15,089,751.30	1,508,975.13	10.00%
1	388,043,000.93	1,508,975.15	0.39%
1 2	37,073,391.16	14,829,356.46	40.00%
2 3	2,136,527.06	1,709,221.65	80.00%
3	4,236,754.23	4,236,754.23	100.00%
	431,489,673.38	22,284,307.49	5.16%

应收账款 (按单位)	期末余额			
	应收账款	坏账准备	计提比例	计提理由
国内某客户	358,561.75	358,561.75	100.00%	款项基本无法收回
合计	358,561.75	358,561.75	--	--

2

411,000.07

--	--	--

3



en-S'

9P140P100Cq 64





2

1

( )				
-----	--	--	--	--

9

1

						12,000,000.00	54.84%			12,000,000.00
	12,677,903.61	98.49%	634,651.77	5.01%	12,043,251.84	9,166,746.27	41.89%	272,331.93	2.97%	8,894,414.34
	194,984.08	1.46%	194,984.08	100.00%	0.00	716,924.08	3.28%	194,984.08	27.20%	521,940.00
	12,872,887.69	100.00%	829,635.85	6.22%	12,043,251.84	21,883,670.35	100.00%	467,316.01	2.14%	21,416,354.34

1			
6	10,444,895.64		
7-12	917,706.05	91,770.60	10.00%

1	11,362,601.69	91,770.60	0.81%
1 2	1,281,015.92	512,406.37	40.00%
2 3	19,056.00	15,244.80	80.00%
3	15,230.00	15,230.00	100.00%
	12,677,903.61	634,651.77	5.01%

客户	其他应收款余额	坏账准备	备注
国内某供应商	194,984.08	194,984.08	款项基本无法收回
合计	194,984.08	194,984.08	

2

362,319.84

--	--	--

3

--	--

--	--	--	--	--	--

4

	2,362,429.91	1,984,992.97
	1,831,385.66	940,995.89
	8,240,543.10	5,738,594.52



	199,394.20	7
	239,134.82	4
		12,0
	12,872,887.69	21,8

5

A		1,000,123.93	6	7.77%	
B		750,000.00	6	5.83%	
C		730,699.22	6	5.68%	
		550,000.00	6	4.27%	
D		500,000.00	6	3.88%	
	--	3,530,823.15	--	27.43%	

6



	496,330,671.72	11,522,450.02	484,808,221.70	259,921,574.37	10,958,557.78	248,963,016.59
	81,934,419.06		81,934,419.06	56,314,570.53		56,314,570.53
	233,071,174.37	1,851,888.23	231,219,286.14	188,066,167.95	2,410,547.43	185,655,620.52
	47,789,647.41	3,344,514.12	44,445,133.29	46,770,651.47	3,349,978.03	43,420,673.44
	859,125,912.56	16,718,852.37	842,407,060.19	551,072,964.32	16,719,083.24	534,353,881.08

4

2

	10,958,557.78	563,892.24			11,522,450.02
	2,410,547.43			558,659.20	1,851,888.23
	3,349,978.03			5,463.91	3,344,514.12
	16,719,083.24	563,892.24		564,123.11	16,718,852.37

3

4

--	--

11

--	--	--	--	--

12

--	--	--

13

	38,607,968.59	10,097,274.58
		750,854.75
	150,000,000.00	50,000,000.00
	2,662,500.00	
	191,270,468.59	60,848,129.33

14

1


	152,294,452. 22		152,294,452. 22	190,562,821. 07		190,562,821.07
	148,094,452. 22		148,094,452. 22	186,362,821. 07		186,362,821.07
	4,200,000.00		4,200,000.00	4,200,000.00		4,200,000.00
				185,210,185. 90		185,210,185.90
	152,294,452. 22		152,294,452. 22	375,773,006. 97		375,773,006.97

2

				Galaxy Resources Limited	
/			82,031,347.41	59,979,784.76	142,011,132.17
			88,824,320.00	59,270,132.22	148,094,452.22
			6,792,972.59	-709,652.54	6,083,320.05

--	--	--	--	--	--

3



$\div$  =  $\times$   
 $\div$  =  $\div$

2014 2015 2016  
 32,228,799.75 34,786,671.69 -8,060,692.58 2015  
 137,713 2016 1,466,639 2016 12  
 31  
 16,653,453 7,137,194 23,790,647  
 7.785 185,210,186.90  
 1  
 2017 6 26 2016 23,790,647

**15**

**1**


**2**

--	--	--	--	--

**3**

**16**

**1**



Pilbara		132,710,895.83								132,710,895.83
	369,397,534.84	451,149,525.65		12,196,721.80	-13,164,868.98					819,578,913.31
	419,496,616.21	451,149,525.65		12,445,278.80	-13,164,868.98					869,926,551.68

18

1

1.	556,694.48	61,567.65		618,262.13
2.				
1				
2 \				
\				
3				
3.				
1				
2				
4.	556,694.48	61,567.65		618,262.13
1.	385,892.74	10,891.54		396,784.28
2.	13,220.40	615.78		13,836.18
1	13,220.40	615.78		13,836.18

3.				
1				
2				
4.	399,113.14	11,507.32		410,620.46
1.				



2.	1,413,572.89	63,697,405.12	338,376.07	273,590.21	275,409.27	65,998,353.56
1			338,376.07	88,342.06	275,409.27	702,127.40
2	1,413,572.89	61,848,902.89				63,262,475.78
3		1,848,502.23		185,248.15		2,033,750.38
3.		1,205,370.03				1,205,370.03
1		1,205,370.03				1,205,370.03
4.	246,599,535.23	474,960,218.09	10,067,986.68	98,158,892.33	204,933,215.63	1,034,719,847.96
1.	47,140,259.53	144,176,945.82	4,530,471.76	49,467,264.46	78,441,702.07	323,756,643.64
2.	5,868,193.93	15,473,484.32	943,233.74	9,509,168.18	9,769,184.81	41,563,264.98
1	5,868,193.93	15,431,260.76	943,233.74	9,492,842.77	9,769,184.81	41,504,716.01
(2)		42,223.56		16,325.41		58,548.97
3.		1,200,842.51				1,200,842.51
1		1,200,842.51				1,200,842.51
4.	53,008,453.46	158,449,587.63	5,473,705.50	58,976,432.64	88,210,886.88	364,119,066.11
1.						
2.						
1						
3.						

1						
4.						
1.	193,591,081.77	316,510,630.46	4,594,281.18	39,182,459.69	116,722,328.75	670,600,781.85
2.	198,045,702.81	268,291,237.18	5,199,138.85	48,418,037.66	126,216,104.29	646,170,220.79

2

--	--	--	--	--	--

3

--	--	--	--	--

4

--	--

5

	109,230,933.60	

20

1

4,500	475,726.50		475,726.50	475,726.50		475,726.50

	4,713,017.58		4,713,017.58	4,496,880.25		4,496,880.25
1.5	9,901,017.85		9,901,017.85	72,407,636.98		72,407,636.98
20,000	41,047,496.71					

--	--	--	--	--	--	--	--	--	--	--	--	--

4,500

1,000												
-------	--	--	--	--	--	--	--	--	--	--	--	--

5,000

50,000	25,176	
,000.0	,731.5	3,970,
0	5	700.12



17.5K  
T

5,030,	1,132,	33,023
000,00	575.50	,057.9
0.00		0

2

24

25

1

1.	121,702,4 41.63	5,000,000 .00	18,082,30 0.00	132,975.0 0	5,290,108 .72	5,849,794 .00	115,782,7 54.78	4,255,727 .85	276,096,1 01.98
2.		4,500,000 .00	30,000,00 0.00		269,278.2 9				34,769,27 8.29
1		4,500,000 .00	30,000,00 0.00		269,278.2 9				34,769,27 8.29
2									
3									
3.								95,181.54	95,181.54
1									
(2)								95,181.54	95,181.54
4.	121,702,4	9,500,000	48,082,30	132,975.0	5,559,387	5,849,794	115,782,7	4,160,546	310,770,1

	41.63	.00	0.00	0	.01	.00	54.78	.31	98.73
1.	9,919,396 .00	25,748.75	4,712,369 .68	93,334.15	4,232,757 .07				



1.	108,795,1 24.96	9,351,496 .08	42,925,99 1.17	36,376.18	1,196,752 .31	3,700,531 .99	111,724,8 99.27	671,167.0 4	278,402,3 39.00
2.	111,783,0 45.63	4,974,251 .25	13,369,93 0.32	39,640.85	1,057,351 .65	3,844,150 .48	114,567,4 85.51	1,092,905 .33	250,728,7 61.02

2



---

	7,926,415.27	<u>7,926,415.27</u>
--	--------------	---------------------



---

	34,932,121.53	5,239,818.23	34,942,876.07	5,241,431.42
	37,718,218.53	5,657,732.78	44,208,729.21	6,631,309.38
	7,065,642.60	1,059,846.39	7,531,326.98	1,129,699.05
	491,340.27	73,701.04		



2016 12 31 Mariana - 2,000,000  
 13,548,800.00  
 3 RIM Reed  
 Industrial Mineral Pty Ltd  
 2017 6 30 1,217,106  
 6,341,000.55  
 4 2015 7  
 2,000  
 2017 6 30

**31**

**1**

	183,872,000.00	50,000,000.00
	237,104,000.00	
	1,077,409,400.56	388,634,851.69
	1,498,385,400.56	438,634,851.69

**2**

--	--	--	--	--

**32**

--	--	--

**33**

	16,133.60	139,036.50
	22,670,909.00	105,130,000.00
	22,687,042.60	

--	--	--

3

--	--

37

1

	18,500,455.38	95,516,108.97	103,115,666.03	10,900,898.32
-		4,689,743.85	4,689,743.85	
	3,086,217.10	491,705.00	3,463,785.45	114,136.65
	21,586,672.48	100,697,557.82	111,269,195.33	11,015,034.97

2

1	12,264,137.04	80,911,686.14	89,404,381.46	3,771,441.72

3

1		4,577,861.02	4,577,861.02	
2		111,882.83	111,882.83	
		4,689,743.85	4,689,743.85	

38

	48,053,455.22	49,937,106.53
	43,667,802.71	108,131,289.64
	413,628.67	832,008.01



40

--	--	--

1

41

1

	9,437,100.00	6,608,696.00
	5,968,541.81	8,418,595.42
	2,144,421.28	2,267,435.26
	3,245,171.32	
	2,143,164.96	476,422.71
	22,938,399.37	17,771,149.39

2

1

--	--	--

42

--	--	--

43

	100,000,000.00	100,000,000.00
	100,000,000.00	100,000,000.00

44

--	--	--

--	--	--	--	--	--	--	--	--	--	--	--

45

1

	193,500,000.00	6,000,000.00
	100,000,000.00	100,000,000.00
	50,000,000.00	50,000,000.00
1	-100,000,000.00	-100,000,000.00
	243,500,000.00	56,000,000.00

46

1

--	--	--

2

3

4


47

1

--	--	--

48

1

--	--	--

2

--	--	--

--	--	--

--	--	--

49

--	--	--	--	--	--

50

--	--	--	--

51

	66,541,352.90	251,730.13	4,464,842.17	62,328,240.86	
	66,541,352.90	251,730.13	4,464,842.17	62,328,240.86	--

						/
	2,489,381.55		32,052.30		2,457,329.25	
	319,999.88		40,000.02		279,999.86	
	2,150,016.25		214,999.98		1,935,016.27	
	720,000.00		60,000.00		660,000.00	
	16,574,999.92		1,105,000.02		15,469,999.90	
1	909,999.91		70,000.02		839,999.89	

	3,000,000.00		300,000.00		2,700,000.00	
300 300	249,999.84		25,000.02		224,999.82	
	3,354,718.58		42,660.78		3,312,057.80	
	5,433,213.52		354,339.96		5,078,873.56	
500	7,750,000.09		499,999.98		7,250,000.11	
	2,300,000.00		0.00		2,300,000.00	
	287,500.00		287,500.00		0.00	
	420,000.00		420,000.00		0.00	
	560,000.00		560,000.00		0.00	
	20,021,523.36		201,558.96		19,819,964.40	
		251,730.13	251,730.13		0.00	
	66,541,352.90	251,730.13	4,464,842.17		62,328,240.86	--





59

	89,165,703.00			89,165,703.00
	89,165,703.00			89,165,703.00

60

	693,798,850.02		336,506,544.83
	693,798,850.02		336,506,544.83
	607,378,846.34		278,154,962.66
			56,452,164.45
	1,301,177,696.36		558,209,343.04

- 1)
- 2)
- 3)
- 4)
- 5)

61

	1,623,225,358.18	1,040,573,203.89	1,341,233,142.71	860,614,486.88
	2,031,690.63	29,611,662.21	1,981,400.75	14,686,085.78
	1,625,257,048.81	1,070,184,866.10	1,343,214,543.46	875,300,572.66

62

--	--	--



	7,782,847.83	2,895,104.23
	5,785,760.68	2,206,525.64
	1,011,266.45	
	3,362,088.02	
	5,554.10	
	1,914,455.84	
	19,861,972.92	5,101,629.87

2016 12 3  
2016 5 1

[2016]22

2016 5 1

2016 5 1

63

	2,679,305.01	3,718,189.12
	13,429,185.14	9,979,298.51
	511,727.12	370,151.34
	2,418,939.68	6,243,691.38
	146,813.17	259,953.28
	39,824.84	59,996.04
	3,790,049.39	3,891,775.62
	23,015,844.35	24,523,055.29

64

	11,052,755.25	12,032,881.21
	18,492,398.47	7,712,995.67
	555,999.90	361,423.43
	17,067,533.34	11,022,810.47
	4,971,751.45	4,749,208.23
	5,104,115.37	2,339,973.25

	1,221,071.60	1,476,881.84
		3,633,601.77
	105,229.00	375,000.00
	131,000.00	102,000.00
	58,701,854.38	43,806,775.87

65

	22,079,851.18	10,158,832.54
	-814,591.96	-615,585.62
	3,153,103.75	1,300,128.79
	3,443,549.31	-142,647.77
	3,820.00	-764.97
	27,865,732.28	10,699,962.97

66

	49,092.02	-3,748,721.73
	-230.87	
		17,000,000.00
	48,861.15	13,251,278.27

67

	-303,369.24	-192,738.15
	-303,369.24	-192,738.15

68

	11,909,165.35	-100,673.34
	8,841.21	63,625.51
	81,181.45	81,181.45
	2,662,500.00	
	185,210,185.90	
	199,871,873.91	44,133.62

69

	32,052.30	
	40,000.02	
	214,999.98	
	60,000.00	
	1,105,000.02	
1	70,000.02	
	300,000.00	
300 300	25,000.02	
	42,660.78	
	354,339.96	
500	499,999.98	

	201,558.96	
	251,730.13	
	44,290,980.00	

**70**

	56,572.72	33,133.34	56,572.72

72

1


2

/

6
101

-4,479,9
1,389,268.7
66,253,503.36

73

74

1



2

	30,734,512.61	14,521,268.95
	30,734,512.61	14,521,268.95

3

--	--	--

1	--	--
	607,146,142.85	278,099,174.94
	-6,607,467.25	-4,003,510.58
	41,618,863.20	35,155,363.97
	8,071,898.77	2,339,973.26
	221,363.98	16,566.68
	4,527.52	-33,133.33
	-56,572.72	
	303,369.24	-192,738.15
	28,705,583.97	10,158,832.54
	-199,871,873.90	44,133.62
	-1,848,052.48	-726,808.76
	-1,242,635.63	
	-308,052,948.25	-206,562,771.80
	-238,161,133.96	33,378,249.13
	-289,386,246.58	100,790,190.20
	-359,155,181.24	248,463,521.72
2	--	--
3	--	--
	189,917,717.87	170,963,922.13
	169,182,841.98	162,870,971.40
	20,734,875.89	8,092,950.73

2

	20,000,000.00
	--
	849,487.94
	--
	--
	19,150,512.06

3

	--
	--
	--

4

--	--	--



	115,087,157.94	
	181,459,451.52	
	6,273,614.58	
	62,240,967.50	
	165,102.70	
	150,000,000.00	
	515,226,294.24	--

78

1

	--	--	144,275,614.25
	17,304,766.77	6.7744	117,229,412.01
	97,449.90	7.7496	755,197.75
	25,730.44	0.8679	22,331.45
	58,003.00	0.060485	3,508.31
	170,262.60	5.2144	887,869.91
	27,904.52	5.2099	145,379.76
	--	--	14,150,060.65
	2,088,754.82	6.7744	14,150,060.65
			141,898,386.33
	3,724,597.76	6.7744	25,231,915.07

2

79

80

项目	本期数	上期数
归属于公司普通股股东的净利润	607,378,846.34	278,154,962.66
非经常性损益	198,451,879.27	-35,505,148.13
扣除非经常性损益后的归属于公司普通股股东的净利润	408,926,967.07	313,660,110.79
年初股份总数	752,695,526.00	377,814,402.00

	0.31	0.37	基本每股收益
基本每股收益	0.54	0.42	扣除非经常性损益
发行、可转换债券等增加的普通股加权平均数			认股权证、期权
	0.81	0.37	稀释每股收益
稀释每股收益	0.54	0.42	扣除非经常性损益

1 2017 4 10 2017 5 10 2016  
2016 2016  
10 1  
2 2017 4 10 2017 5 10 2016  
2016

2014-2016  
23,790,647 1

1

1

	2017 04 13	20,000,000 .00	100.00%		2017 04 13		0.00	-330,430.0 9

2

--	849,487.94
--	1,729,393.77
--	2,171,200.22
--	1,697,834.93
	20,000,000.00
	1,697,834.93
/	18,302,165.07

3

	849,487.94	849,487.94
	654,685.22	654,685.22
	54,345.50	54,345.50
	1,975,201.41	1,975,201.41
	232,337.43	232,337.43

	251,730.13	251,730.13
	1,697,834.93	1,697,834.93
	1,697,834.93	1,697,834.93

4

5

6

2

1

--	--	--	--	--	--	--	--	--

2

--	--

3


3

4

5

6


1

1


				100.00%		
				100.00%		
				100.00%		
				100.00%		
				100.00%		

				100.00%		
				100.00%		
				100.00%		
Blackstairs Lithium Limited				55.00%		
Mariana Lithium Co.,Limited				100.00%		
				100.00%		
				100.00%		
				100.00%		
				100.00%		
( )				100.00%		
					95.00%	
					99.00%	
				100.00%		
				100.00%		

2



3



3

1

International Lithium Corp					18.06%	
Reed Industrial Minerals Pty Ltd					43.10%	
					20.00%	

20%

20%

2

	/	/
	47,264,327.81	84,879,502.27
	5,143,475.11	45,390,786.20
	70,297,574.54	35,277,023.76
	117,561,902.35	120,156,526.03
	6,282,363.30	10,119,771.99
	6,282,363.30	10,119,771.99
	111,279,539.05	110,036,754.04



	285,512.06	
	1,242,785.01	
	1,242,785.01	

3

	/			/		
	International Lithium Corp	Reed Industrial Minerals Pty Ltd	Lithium Americas Corp	International Lithium Corp	Reed Industrial Minerals Pty Ltd	Lithium Americas Corp
	1,746,824.00	239,207,348.60	359,822,260.00	1,206,087.57	2,436,240.85	
	29,426,906.71	1,149,986,216. 01	1,481,403,513. 26	29,062,130.21	1,120,153,252. 90	
	31,173,730.71	1,389,193,564. 61	1,841,225,773. 26	30,268,217.78	1,122,589,493. 75	
	4,745,104.00	448,515,081.10	14,849,480.00	472,734.72	251,651,627.69	
	15,757,916.80	102,192,188.50	6,726,980.00	15,302,085.71	31,735,964.00	
	20,503,020.80	550,707,269.60	21,576,460.00	15,774,820.43	283,387,591.69	
	10,670,709.91	838,486,295.01	1,819,649,313. 26	14,493,397.35	839,201,902.06	
	1,927,130.21	361,387,593.15	318,438,629.82	2,617,507.56	361,696,019.79	
	5,114,664.30			5,084,007.49		
--	5,114,664.30			5,084,007.49		
	7,041,794.51	361,387,593.15	318,438,629.82	7,701,515.05	361,696,019.79	
	818,826.10		340,239,600.00			
		321,799,731.79				
	-6,096,752.99	29,384,559.44	-99,488,838.40	-2,650,198.87	-473,820.26	

	484,349.40			-343,860.88	0.00	
	-5,612,403.59	29,384,559.44	-99,488,838.40	-2,994,059.75	-473,820.26	

4

	/	/
	--	--
	--	--
	--	--
	--	--

5

6

--	--	--	--

7

8

4

				/

5

6

1

2

a

b

项目	期末余额			年初余额		
	美元	其他外币	合计	美元	其他外币	合计
银行存款	117,229,412.01	1,813,522.25	119,042,934.26	45,538,813.81	1,872,712.72	47,411,526.53
应收款项	99,260,218.93		99,260,218.93	79,534,956.96		79,534,956.96
贷款	13,548,800.00	6,341,000.23	19,889,800.23	13,874,000.00	14,390,632.94	28,264,632.94
可供出售金融资产		59,273,823.44	59,273,823.44		90,404,421.07	90,404,421.07
预付款项	25,231,915.07	116,666,465.60	141,898,380.67	-42,636,110.04		-42,636,110.04
短期借款	-766,385,399.89		-766,385,399.89	-74,634,851.69		-74,634,851.69
合计	-511,115,053.88	184,094,811.52	-327,020,242.35	21,676,809.04	106,667,766.73	128,344,575.77

2017 6 30  
5% 21,570,905.77  
5,219,931.90 5%  
c

项目	期末余额	年初余额
以公允价值计量且其变动计入当期损益的金融资产	1,000,327.06	1,303,696.30
可供出售金融资产		
合计		

2017 6 30  
5% 50,016.35 7,404,722.61  
5%  
3

项目	期末余额				
	一年以内	一到二年	二到五年	五年以上	合计
金融资产					
货币资金	305,004,875.81				305,004,875.81
以公允价值计量且其变动计入当期损益的金融资产	1,000,327.06				1,000,327.06
应收款项	687,181,544.77				687,181,544.77
理财产品	150,000,000.00				150,000,000.00
可供出售金融资产	152,294,452.22				152,294,452.22
贷款				19,889,800.23	19,889,800.23
金融资产小计	1,295,481,199.86			19,889,800.23	1,315,371,000.09
金融负债-					
短期借款	1,498,385,400.56				1,498,385,400.56
应付款项	522,933,825.91				522,933,825.91
长期借款	187,500,000.00	156,000,000.00			343,500,000.00
应付职工薪酬	11,015,034.97				11,015,034.97
应交税费	100,632,682.93				100,632,682.93
应付利息	2,749,789.63				2,749,789.63
金融负债小计	2,323,216,734.00	156,000,000.00			2,479,216,734.00
净额	-1,027,735,534.14	-156,000,000.00		19,889,800.23	-1,163,845,733.91

项目	年初余额				
	一年以内	一到二年	二到五年	五年以上	合计
金融资产					
以公允价值计量且其变动计入当期损益的金融资产			1,303,696.30		1,303,696.30
应收款项			598,310,999.14		598,310,999.14
理财产品			50,000,000.00		50,000,000.00
可供出售金融资产			186,362,821.07		186,362,821.07
贷款		28,264,632.94	28,264,632.94		56,529,265.88
金融资产小计		28,264,632.94	1,061,997,294.45		1,090,261,927.39
金融负债-					
短期借款			438,634,851.69		438,634,851.69
应付款项			401,256,234.67		401,256,234.67
长期借款	56,000,000.00		156,000,000.00		212,000,000.00
应付职工薪酬			21,586,672.48		21,586,672.48
应交税费			166,204,083.60		166,204,083.60
应付利息			491,340.78		491,340.78
金融负债小计	56,000,000.00		1,184,173,182.72		1,240,173,182.72
净额	-56,000,000.00	28,264,632.94	-122,180,888.27		-99,715,155.33

1

	--	--	--	--
	1,000,327.06			1,000,327.06
1.	1,000,327.06			1,000,327.06
2	1,000,327.06			1,000,327.06
	148,094,452.22			148,094,452.22
2	148,094,452.22			148,094,452.22
	149,094,779.28			149,094,779.28
	--	--	--	--

2

3

4

5

6

7

8

9

5

1

/

Reed Industrial Minerals Pty Ltd		305,800,583.88	2,032,320,000.00		0.00
		2,003,704.02	20,000,000.00		0.00

/

--	--	--	--

2



4

	6,000,000.00	2015 07 02	2018 07 01	

--	--	--	--	--

2015 7 2                      3                      4.12%                      206                      600

5

	13,548,800.00			International Lithium Corp  200  10%



		13,548,800.00		13,874,000.00	
	Reed Industrial Minerals Pty Ltd	6,341,000.55		14,390,632.94	

2

--	--	--	--

7

1 Reed Industrial Minerals Pty Ltd ( RIM )Mt Marion  
Mt Marion  
6% 4% 6%  
49% 6%  
RIM RIM RIM 49%  
6% RIM 180  
49%  
RIM Mt Marion  
2 RIM

8

1

2

3

4

5

1

2

1

2

3

1

--	--	--	--

2

	72,890,487.90
	72,890,487.90

3

4

1

1

--	--	--	--

2

--	--	--

2

3

1

2

4

5

--	--	--	--	--	--	--

6

1

2

	1,531,100,727.81	94,156,321.00			1,625,257,048.81
					0.00
	-539,625.97	1,021,355.94	-432,868.82		48,861.15
	721,695,634.51	-30,880,841.74	-17,415,146.56		673,399,646.21
	66,426,026.99	-172,523.63	0.00		66,253,503.36
	655,269,607.52	-30,708,318.11	-17,415,146.56		607,146,142.85
	3,742,358,883.83	967,255,509.13	1,021,345,361.44	-425,406,449.89	5,305,553,304.52
	2,313,084,814.59	629,969,926.12	81,410,792.14	-425,406,449.89	2,599,059,082.97

3

4

7

8

1

1


	81,954,832.88	100.00%	1,468,417.27	1.79%	80,486,415.61	108,496,348.36	100.00%	943,002.38	0.87%	107,553,345.98
	81,954,832.88	100.00%	1,468,417.27	1.79%	80,486,415.61	108,496,348.36	100.00%	943,002.38	0.87%	107,553,345.98

1			
1-6	79,202,064.95		
7-12	73,185.00	7,318.50	10.00%
1	79,275,249.95	7,318.50	0.01%
1 2	1,769,518.93	707,807.57	40.00%
2 3	783,864.00	627,091.20	80.00%
3	126,200.00	126,200.00	100.00%
	81,954,832.88	1,468,417.27	1.79%


2

525,414.89

--	--	--

3

--	--





	194,98 4.08	0.04%	194,98 4.08	100.00 %	0.00	716,9 24.08	0.14%	194,984 .08	27.20%	521,940. 00
	495,05 4,445.4 5	100.00 %	233,24 4.08	0.05%	494,82 1,201.3 7	515,8 29,37 2.04	100.00 %	223,231 .58	0.04%	515,606, 140.46

	491,675,154.73			
	491,675,154.73		--	--

2

10,012.50

--	--	--

3

--	--

--	--	--	--	--	--

		52,418,906.66	6		
	--	386,689,023.99	--		

6

--	--	--	--	--

7


8

3

	1,926,208,334. 50	208,045,690.98	1,718,162,643. 52	1,428,897,582. 50	208,045,690.98	1,220,851,891. 52
	1,926,208,334. 50	208,045,690.98	1,718,162,643. 52	1,428,897,582. 50	208,045,690.98	1,220,851,891. 52

1

--	--	--	--	--	--



		5,000,000.00		
80,000,000.00		99,800,000.00		
339,210,752.0 0		791,417,222.7 0		
		26,903,100.00		
		126,460,000.0 0		
		364,855,796.0 5		208,045,690.98

90,000,000.00		100,000,000.0 0		
---------------	--	--------------------	--	--

12,000,000.00

3

4

	1,320,816,533.43	831,562,810.98	992,785,800.56	618,111,356.28
	1,376,969.74	1,318,192.40	644,477.04	664,716.13
	1,322,193,503.17	832,881,003.38	993,430,277.60	618,776,072.41

5

	8,841.21	
		57,146.34
	81,181.45	87,660.62
	185,210,185.90	
	185,300,208.56	144,806.96

6

1

	52,045.20	

	185,210,185.90	
	35,011,530.54	
	198,451,879.27	--

1

1

2

		/	/
	22.59%	0.81	0.81
	15.21%	0.54	0.54

3

1

2

3

4