

证券简称：赣锋锂业

证券代码：002460

赣锋锂业  
GanfengLithium

江西赣锋锂业股份有限公司

JIANGXI GANFENG LITHIUM CO.,LTD

(江西省新余市经济开发区龙腾路)

赣锋锂业股份有限公司公司债券发行募集说明书摘要

保荐机构（联席主承销商）：平安证券股份有限公司

---

<http://www.szse.cn>

---

[2017]457

AA

AA

3

2014 8 19

2014 10 17

2014

1

1-2-3-2

2

3

10%

10%

1

0.1

2

70%

3

12

30%

5,000

4

30%

5

1

2014	10	1.00	2015 6 4	2015 6 5
2015	10	1.50	2016 6 23	2016 6 24
	10	10		
2016	10	1.00	2017 7 6	2017 7 7

2

	<b>2016</b>	<b>2015</b>	<b>2014</b>
	46,436.51	12,515.40	8,572.74

	7,289.05	5,645.22	3,565.01
	15.70%	45.11%	41.59%
	16,499.28		
	22,508.22		
	73.30%		

1 2016  
23,790,647

2016

---

70%~80%

2016 5.51  
/ 100% 2014 4.12 / 33.59%  
4.69 / 100% 2014 1.90 /  
146.86% 6.04 / 2014 2.76 /  
118.92%

10-20

2016

RIM Mt Marion 40 2017 2

---

1

2

3

1

80%

2

1-2-3-6

---

80%

3

4

5

24.88            2017 6 30  
                         15

6

1-2-3-7



---

2

6

0.9

1-2-3-8

---

.....	<b>10</b>
.....	10
.....	10
.....	18
.....	19
.....	19
.....	20
.....	20
.....	20
.....	21
.....	<b>25</b>
.....	<b>27</b>
.....	27
.....	55
.....	<b>57</b>
.....	57
.....	64
.....	74
.....	<b>76</b>
.....	76
.....	79
.....	90
.....	<b>91</b>
.....	91
.....	91



2									92,800.00	
92,800.00										
3									100	
4										928
5										
6									6	
0.8%	1.0%	1.5%	0.3%	1.8%	0.5%					
7										
1										
I										
B										
i										
2										



---

8

9

71.89 /

= /

= /

$P_1 = P_0 /$

---

A

D

P1

/

/

10

1

80%

2

---

11

$Q=V/P$

V

P

1

5

12

1

5

106.00%

2

130% 130%

3,000

$IA=B \cdot i \cdot t/365$

IA

B

i

t

1-2-3-14

---

13

1

70%

11

2

11

14

1-2-3-15



---

15

92,800

16

1.2731

100 /

1

17

1

2

1-2-3-16

---

3

10%

10%

1-2-3-17

---

18

92,800.00

1	6	50,000.00	21,200.00	28,800.00
2	1.5	39,000.00	5,200.00	33,800.00
3	2	36,595.00	6,395.00	30,200.00
		<b>125,595.00</b>	<b>32,795.00</b>	<b>92,800.00</b>

19

20

21

AA

AA

1-2-3-18

---

2017 5 27

92,800

30%  
2017 12 27

27,840

2017 12 19

1-2-3-19

---

6

	1,000.00
	53.00
	70.00
	30.00
	44.28
	<b>1,197.28</b>

2017 12 19 T-2	
2017 12 20 T-1	
2017 12 21 T	
2017 12 22 T+1	
2017 12 25 T+2	
2017 12 26 T+3	

---

0790-6415606

0790-6860528

4036 16-20

4036 16-20

0755-22628215

0755-82400862

1

2 27 28

1-2-3-21

---

1

2 27 28

010 6505 1166

010 6505 1166

68

19 16

021-31358666

021-31358600

**END**

68

---

022-23201199

020-23201738

4036

16-20

4036

16-20

0755-22628215

0755-82400862

5045

0755-82083333

0755-82083164

1093

18

0755-25938000

0755-25988122

19014528342687

1-2-3-23



---

1-2-3-24

2017 6 30

728,904,879

	<b>209,305,479</b>	<b>28.72%</b>
1	-	-
2	-	-
3	-	-
4	209,305,479	28.72%
5	-	-
6	-	-
	<b>519,599,400</b>	<b>71.28%</b>
1	519,599,400	71.28%
2	-	-
3	-	-
	<b>728,904,879</b>	<b>100.00%</b>

2017 6 30

1		179,846,968	24.67%	134,885,226	A	45,380,000
2		67,265,936	9.23%	50,449,452	A	17,345,000
3		11,043,236	1.52%	0	A	
4		9,215,712	1.26%	7,136,784	A	4,824,000
5		7,897,400	1.08%	7,897,400	A	
6		7,544,140	1.03%	0	A	
7		5,140,150	0.71%	0	A	

1-2-3-25

8		4,687,540	0.64%	0	A	1,300,000
9		4,200,005	0.58%	4,200,005	A	
10		3,800,668	0.52%	0	A	

111924 [2016] 112599 [2017] ZA12274  
 2017 1-6 2017 2015 2016  
 [2015]  
 25 10

1

	2017 6 30	2016 12 31	2015 12 31	2014 12 31
	305,004,875.81	197,750,145.03	180,732,477.86	373,782,271.63
	1,000,327.06	1,303,696.30	1,432,465.00	-
	521,480,826.86	133,167,695.93	117,332,572.39	111,491,963.26
	409,205,365.89	443,726,948.87	361,370,411.38	205,556,364.00
	242,462,421.95	82,004,809.91	20,570,800.18	27,557,752.98
		-	-	561,736.50
	12,043,251.84	21,416,354.34	7,413,163.00	3,807,651.18
	842,407,060.19	534,353,881.08	313,145,639.10	329,099,116.93
	191,270,468.59	60,848,129.33	4,304,699.45	91,364,834.64
	<b>2,524,874,598.19</b>	<b>1,474,571,660.79</b>	<b>1,006,302,228.36</b>	<b>1,143,221,691.12</b>
	152,294,452.22	375,773,006.97	27,035,568.23	1,200,000.00
	869,926,551.68	419,496,616.21	168,927,040.19	6,817,224.71
	207,641.67	221,477.85	249,150.21	276,853.59

	<b>2017</b> <b>6 30</b>	<b>2016</b> <b>12 31</b>	<b>2015</b> <b>12 31</b>	<b>2014</b> <b>12 31</b>
	670,600,781.85	646,170,220.79	589,599,550.42	574,984,538.04
	652,652,671.23	482,016,418.70	144,312,674.10	82,216,883.26
	11,845,738.31	19,049,789.84	6,932,773.84	11,887,029.10
	278,402,339.00	250,728,761.02	231,980,404.94	103,965,259.74
		2,000,000.00	-	-
	35,882,486.11	17,580,321.04	235,011,321.04	2,503,015.27
	743,098.09	67,879.78	29,902.00	49,702.00
	24,196,392.56	22,348,340.08	6,155,319.66	3,413,659.17
	83,926,553.61	98,717,611.15	111,016,446.64	23,915,927.93
	<b>2,780,678,706.33</b>	<b>2,334,170,443.43</b>	<b>1,521,250,151.27</b>	<b>811,230,092.81</b>
	<b>5,305,553,304.52</b>	<b>3,808,742,104.22</b>	<b>2,527,552,379.63</b>	<b>1,954,451,783.93</b>
	1,498,385,400.56	438,634,851.69	171,696,835.52	327,478,874.05
	22,687,042.60	105,269,036.50	32,831,760.15	16,961,751.63
	320,391,606.71	278,216,048.78	174,220,196.51	108,324,713.42
	179,603,819.83	62,705,172.52	23,629,094.16	9,202,619.95
	11,015,034.97	21,586,672.48	16,899,140.54	7,064,784.85
	100,632,682.93	166,204,083.60	43,507,378.43	11,870,918.79
	2,749,789.63	491,340.28	305,052.78	603,518.97
		-	721,541.88	457,441.88
	22,938,399.37	17,771,149.39	3,026,736.27	3,299,722.32
	100,000,000.00	100,000,000.00	16,042,967.50	-

	2017 6 30	2016 12 31	2015 12 31	2014 12 31
( )	728,904,879.00	752,695,526.00	377,814,402.00	356,500,550.00
	550,936,486.32			

	2017 6 30	2016 12 31	2015 12 31	2014 12 31
	496,351,833.12	459,179,503.68	416,104,704.52	436,194,301.03
	74,455,264.87	99,996,363.45	72,600,028.18	61,869,478.58
	7,558,168.79	3,572,731.88		

	2017 1-6	2016	2015	2014
	<b>1,625,257,048.81</b>	<b>2,844,120,347.65</b>	<b>1,353,924,754.93</b>	<b>869,480,146.97</b>
	1,625,257,048.81	2,844,120,347.65	1,353,924,754.93	869,480,146.97
	<b>1,199,679,131.18</b>	<b>2,290,374,326.72</b>	<b>1,225,280,275.37</b>	<b>780,935,196.06</b>
	1,070,184,866.10	1,860,902,537.61	1,058,987,218.67	683,750,012.94
	19,861,972.92	20,991,840.62	5,671,657.25	2,789,997.63
	23,015,844.35	50,870,263.17	34,551,403.38	27,361,173.63
	58,701,854.38	101,873,077.72	81,010,001.38	59,064,136.51
	27,865,732.28	17,324,129.91	18,722,646.93	6,744,155.75
	48,861.15	238,412,477.69	26,337,347.76	1,225,719.60
-	-303,369.24	-118,920.08	-586,180.65	-
	199,871,873.91	22,317,249.52	1,445,323.56	3,596,269.82
	11,909,165.35	-672,271.77	-676,914.68	-759,622.65
	48,755,822.17	-	-	-
	<b>673,902,244.47</b>	<b>575,944,350.37</b>	<b>129,503,622.47</b>	<b>92,141,220.73</b>
	70,672.72	15,967,770.39	22,432,422.04	14,860,183.87
	56,572.72	2,941.59	48,290.60	373,664.18
	573,270.98	57,489,809.36	2,036,967.77	5,733,522.06
	4,527.52	7,271,451.36	1,592,042.66	3,224,476.15
	<b>673,399,646.21</b>	<b>534,422,311.40</b>	<b>149,899,076.74</b>	<b>101,267,882.54</b>
	66,253,503.36	69,003,609.71	25,101,679.29	16,868,306.51
	<b>607,146,142.85</b>	<b>465,418,701.69</b>	<b>124,797,397.45</b>	<b>84,399,576.03</b>
	607,378,846.34	464,365,096.17	125,154,019.34	85,727,369.95
	-232,703.49	1,053,605.52	-356,621.89	-1,327,793.92
	<b>-209,478,615.74</b>	<b>209,667,354.64</b>	<b>30,647,708.94</b>	<b>-267,298.01</b>
	-209,478,615.74	209,667,354.64	30,647,708.94	-267,298.01
		-	-	-
	-209,478,615.74	209,667,354.64	30,647,708.94	-267,298.01
		-514,662.83	-151,365.93	-



	<b>2017 1-6</b>	<b>2016</b>	<b>2015</b>	<b>2014</b>
	-194,004,625.04	176,313,825.87	22,835,568.23	-
	-15,473,990.70	33,868,191.60	7,963,506.64	-267,298.01
	<b>397,667,527.11</b>	<b>675,086,056.33</b>	<b>155,445,106.39</b>	<b>84,132,278.02</b>
	397,900,230.60	674,032,450.81	155,801,728.28	85,460,071.94
	-232,703.49	1,053,605.52	-356,621.89	-1,327,793.92

	2017 1-6	2016	2015	2014
	437,104,097.89	682,507,935.53	90,582,032.94	102,123,493.79

1

	2017 1-6	2016	2015	2014
	1,604,185,728.66	3,147,667,034.10	1,560,888,818.60	959,053,851.97
	336,501.37	5,840,895.26	5,220,881.07	2,692,758.39
	63,274,024.95	16,565,513.52	25,492,501.28	14,564,115.16
	<b>1,667,796,254.98</b>	<b>3,170,073,442.88</b>	<b>1,591,602,200.95</b>	<b>976,310,725.52</b>
	1,672,886,503.17	2,141,044,605.68	995,440,165.49	823,378,613.58
	98,325,311.19	155,345,793.20	108,381,745.44	59,103,961.56
	225,005,109.25	138,251,613.13	75,197,402.51	39,945,662.09
	30,734,512.61	76,957,175.95	46,616,090.18	42,775,047.26
	<b>2,026,951,436.22</b>	<b>2,511,599,187.96</b>	<b>1,225,635,403.62</b>	<b>965,203,284.49</b>
	<b>-359,155,181.24</b>	<b>658,474,254.92</b>	<b>365,966,797.33</b>	<b>11,107,441.03</b>
		65,004.08	281,046,685.72	120,000,000.00
	81,181.45	98,797.60	1,728,769.45	4,355,892.47
	61,000.00	3,304,811.52	1,612,741.10	1,604,931.89
		20,155,896.00	15,700,000.00	12,300,000.00
	<b>142,181.45</b>	<b>23,624,509.20</b>	<b>300,088,196.27</b>	<b>138,260,824.36</b>
	251,640,046.95	506,204,693.58	131,336,398.00	150,331,684.52

1-2-3-33

	2017 1-6	2016	2015	2014
	608,976,640.90	370,111,413.36	438,108,216.40	180,378,141.36
	19,150,512.06	-	232,607,050.79	-
	0	31,572,016.98	48,260,556.93	13,150,513.11
	879,767,199.91	907,888,123.92	850,312,222.12	343,860,338.99
	-879,625,018.46	-884,263,614.72	-550,224,025.85	-205,599,514.63
	250,000.00	500,000.00	119,989,989.92	-
	1,624,390,543.82	668,310,407.53	459,371,736.92	526,052,923.72
	1,624,640,543.82	668,810,407.53	579,361,726.84	526,052,923.72
	336,870,565.78	360,343,360.89	532,319,588.05	465,718,615.13
	19,126,508.27	77,549,265.11	51,512,717.64	35,670,903.77
	1,891,538.67	1.00	12,381,282.47	850,000.00
	357,888,612.72	437,892,627.00	596,213,588.16	502,239,518.90
	1,266,751,931.10	230,917,780.53	-16,851,861.32	23,813,404.82
	-7,236,855.51	1,183,449.85	2,028,758.78	-667,719.07
	20,734,875.89	6,311,870.58	-199,080,331.06	-171,346,387.85
	169,182,841.98	162,870,971.40	361,951,302.46	533,297,690.31
	189,917,717.87	169,182,841.98	162,870,971.40	361,951,302.46

2

	2017 1-6	2016	2015	2014

1-2-3-34

	2017 1-6	2016	2015	2014
	1,317,929,149.30	2,401,139,228.53	1,042,497,865.53	738,164,696.47
		507,098.81	390,358.71	2,628,275.62
	49,792,700.91	29,506,932.59	14,001,814.87	7,244,911.08
	<b>1,367,721,850.21</b>	<b>2,431,153,259.93</b>	<b>1,056,890,039.11</b>	<b>748,037,883.17</b>
	1,277,427,301.61	1,589,647,733.53	684,720,742.94	656,869,550.20
	41,440,011.42	60,701,791.06	46,911,019.69	33,976,842.37
	190,737,512.54	103,684,635.88	30,500,531.32	16,766,016.68
	15,029,160.64	150,164,500.53	21,934,738.67	19,734,221.81
	<b>1,524,633,986.21</b>	<b>1,904,198,661.00</b>	<b>784,067,032.62</b>	<b>727,346,631.06</b>
	<b>-156,912,136.00</b>	<b>526,954,598.93</b>	<b>272,823,006.49</b>	<b>20,691,252.11</b>
		65,004.08	52,046,685.72	50,000,000.00
	81,181.45	100,098,797.60	106,129.25	52,024,029.46
	57,500.00	2,416,690.99	2,115,883.37	1,180,148.60
	<b>138,681.45</b>	<b>102,580,492.67</b>	<b>54,268,698.34</b>	<b>103,204,178.06</b>
	79,678,334.00	127,697,178.71	82,033,516.35	101,585,497.92
	327,310,753.00	295,807,382.41	574,527,654.90	62,336,200.00
		509,817,833.37	-	3,680,000.00
	<b>406,989,087.00</b>	<b>933,322,394.49</b>	<b>656,561,171.25</b>	<b>167,601,697.92</b>
	<b>-406,850,405.55</b>	<b>-830,741,901.82</b>	<b>-602,292,472.91</b>	<b>-64,397,519.86</b>
		-	110,989,989.92	-

	<b>2017 1-6</b>	<b>2016</b>	<b>2015</b>	<b>2014</b>
	1,218,869,418.82	618,310,407.53	423,371,736.92	499,000,448.18
		124,376,500.49	302,955,018.32	-
	<b>1,218,869,418.82</b>	<b>742,686,908.02</b>	<b>837,316,745.16</b>	<b>499,000,448.18</b>
	336,870,565.78	350,343,360.89	479,680,254.68	358,311,743.74
	19,095,879.93	76,164,382.34	50,028,525.62	34,987,184.88
	291,110,728.46	1.00	92,272,974.68	205,248,921.66
	<b>647,077,174.17</b>	<b>426,507,744.23</b>	<b>621,981,754.98</b>	<b>598,547,850.28</b>
	<b>571,792,244.65</b>	<b>316,179,163.79</b>	<b>215,334,990.18</b>	<b>-99,547,402.10</b>
	<b>-149,159.86</b>	<b>-1,951,314.86</b>	<b>-4,170,229.12</b>	<b>-745,733.30</b>
	<b>7,880,543.24</b>	<b>10,440,546.04</b>	<b>-118,304,705.36</b>	<b>-143,999,403.15</b>
	71,066,043.80	60,625,497.76	178,930,203.12	322,929,606.27
	<b>78,946,587.04</b>	<b>71,066,043.80</b>	<b>60,625,497.76</b>	<b>178,930,203.12</b>

1

2017 1-6

	2017 1-6									
	752,695,526.00	712,356,026.22	-	1,739,979.10	89,165,703.00	-	693,798,850.02	238,532,343.04	2,217,392.56	2,490,505,819.94
	-	-	-	-	-	-	-	-	-	-
	-	-	-	-	-	-	-	-	-	-
	-	-	-	-	-	-	-	-	-	-
	752,695,526.00	712,356,026.22	-	1,739,979.10	89,165,703.00	-	693,798,850.02	238,532,343.04	2,217,392.56	2,490,505,819.94
-	-23,790,647.00	-161,419,539.90	-	3,281,061.39	-	-	607,378,846.34	-209,478,615.74	17,296.52	215,988,401.61
	-	-	-	-	-	-	607,378,846.34	-209,478,615.74	-232,703.48	397,667,527.12

1-2-3-37

	2017 1-6									
	-23,790,647.00	-161,419,539.90	-	-	-	-	-	-	250,000.00	-184,960,186.90
1	-	-	-	-	-	-	-	-	250,000.00	250,000.00
2	-	-	-	-	-	-	-	-	-	-
3	-	-	-	-	-	-	-	-	-	-
4	-23,790,647.00	-161,419,539.90	-	-	-	-	-	-	-	-185,210,186.90
	-	-	-	-	-	-	-	-	-	-
1	-	-	-	-	-	-	-	-	-	-
2	-	-	-	-	-	-	-	-	-	-
3	-	-	-	-	-	-	-	-	-	-

	2017 1-6									
4	-	-	-	-	-	-	-	-	-	-
	-	-	-	-	-	-	-	-	-	-
1	-	-	-	-	-	-	-	-	-	-
2	-	-	-	-	-	-	-	-	-	-
3	-	-	-	-	-	-	-	-	-	-
4	-	-	-	-	-	-	-	-	-	-
	-	-	-	3,281,061.39	-	-	-	-	-	3,281,061.39
1	-	-	-	9,040,349.35	-	-	-	-	-	9,040,349.35
2	-	-	-	-5,759,287.96	-	-	-	-	-	-5,759,287.96
	-	-	-		-	-	-	-	-	
	728,904,879.00	550,936,486.32	-	5,021,040.49	89,165,703.00	-	1,301,177,696.36	29,053,727.30	2,234,689.08	2,706,494,221.55



---

2016

---


2016

1-2-3-40

---

2016

	2016										
4	-1,466,639.00		-21,368,930.23								-22,835,569.23





2015											
1							6,774,646.47		-6,774,646.47		
2											
3									-35,650,055.00	-35,650,055.00	
4											
1											
2											
3											
4											
							776,922.81			776,922.81	
1							9,054,293.34			9,054,293.34	
2							-8,277,370.53			-8,277,370.53	
			178,857.77	-9,042,967.50						9,221,825.27	
	377,814,402.00		1,108,786,155.39	9,042,967.50	28,864,988.40	1,047,350.81	38,545,076.47		336,506,544.83	663,787.04	1,883,185,337.44

2014

	2014										
	178,250,275.00		935,869,826.12	27,261,727.50	-1,515,422.53	1,895,810.77	21,558,080.62		204,999,747.64	-310,946.35	1,313,485,643.77
	178,250,275.00		935,869,826.12	27,261,727.50	-1,515,422.53	1,895,810.77	21,558,080.62		204,999,747.64	-310,946.35	1,313,485,643.77
	178,250,275.00		-171,674,503.12	-9,081,492.50	-267,298.01	-1,625,382.77	10,212,349.38		48,777,479.32	1,538,605.14	74,293,017.44
					-267,298.01				85,727,369.95	-1,327,793.92	84,132,278.02
			6,575,771.88	-9,081,492.50						2,866,399.06	18,523,663.44
1											
2											
3			6,575,771.88								6,575,771.88
4				-9,081,492.50						2,866,399.06	11,947,891.56
							10,212,349.38		-36,949,890.63		-26,737,541.25
1							10,212,349.38		-10,212,349.38		

	2014										
2											
3									-26,737,541.25	-26,737,541.25	
4											
	178,250,275.00		-178,250,275.00								
1	178,250,275.00		-178,250,275.00								
2											
3											
4											
									-1,625,382.77	-1,625,382.77	
1									7,481,600.49	7,481,600.49	
2									-9,106,983.26	-9,106,983.26	
	356,500,550.00		764,195,323.00	18,180,235.00	-1,782,720.54	270,428.00	31,770,430.00		253,777,226.96	1,227,658.79	1,387,778,661.21

2

1-2-3-45

2017 1-6

	2017 1-6									
	752,695,526.00	709,485,800.51	-	-	89,165,703.00	-	567,070,316.91	169,266,652.71	-	2,287,683,999.13
	-	-	-	-	-	-	-	-	-	-
	-	-	-	-	-	-	-	-	-	-

2017 1-6										
4	-23,790,647.00	-161,419,539.90	-	-	-	-	-	-	-	-185,210,186.90
	-	-	-	-	-	-	-	-	-	-
1	-	-	-	-	-	-	-	-	-	-
2	-	-	-	-	-	-	-	-	-	-
3	-	-	-	-	-	-	-	-	-	-
4	-	-	-	-	-	-	-	-	-	-
	-	-	-	-	-	-	-	-	-	-
1	-	-	-	-	-	-	-	-	-	-

2

-





2016

	2016								
	377,814,402.00		1,105,915,929.68	9,042,967.50	22,835,568.23		38,545,076.47	167,936,842.62	1,704,004,851.50
	377,814,402.00		1,105,915,929.68	9,042,967.50	22,835,568.23		38,545,076.47	167,936,842.62	1,704,004,851.50
	374,881,124.00		-396,430,129.17	-9,042,967.50	146,431,084.48		50,620,626.53	399,133,474.29	583,679,147.63
					146,431,084.48			506,206,265.27	652,637,349.75
	-1,466,639.00		-20,082,366.17						-21,549,005.17
1									
2									
3			1,286,564.06						1,286,564.06
4	-1,466,639.00		-21,368,930.23						-22,835,569.23
							50,620,626.53	-107,072,790.98	-56,452,164.45
1							50,620,626.53	-50,620,626.53	
2								-56,452,164.45	-56,452,164.45
3									
	376,347,763.00		-376,347,763.00						
1	376,347,763.00		-376,347,763.00						



2015

	2015								
	356,500,550.00		761,503,955.06	18,180,235.00			31,770,430.00	142,615,079.38	1,274,209,779.44
	356,500,550.00		761,503,955.06	18,180,235.00			31,770,430.00	142,615,079.38	1,274,209,779.44
	21,313,852.00		344,411,974.62	-9,137,267.50	22,835,568.23		6,774,646.47	25,321,763.24	429,795,072.06
					22,835,568.23			67,746,464.71	90,582,032.94
	21,313,852.00		344,411,974.62	-94,300.00					365,820,126.62
1	21,328,852.00		341,129,951.50						362,458,803.50
2									
3			3,361,323.12						3,361,323.12
4	-15,000.00		-79,300.00	-94,300.00					
							6,774,646.47	-42,424,701.47	-35,650,055.00
1							6,774,646.47	-6,774,646.47	
2								-35,650,055.00	-35,650,055.00
3									
1									
2									

	2015								
3									
4									
1						3,315,272.28			3,315,272.28
2						-3,315,272.28			-3,315,272.28
				-9,042,967.50					9,042,967.50
	377,814,402.00		1,105,915,929.68	9,042,967.50	22,835,568.23		38,545,076.47	167,936,842.62	1,704,004,851.50

---

2014

---

2014

---

---

	2014							
2								
3								
4								

---

[Redacted]

---

---

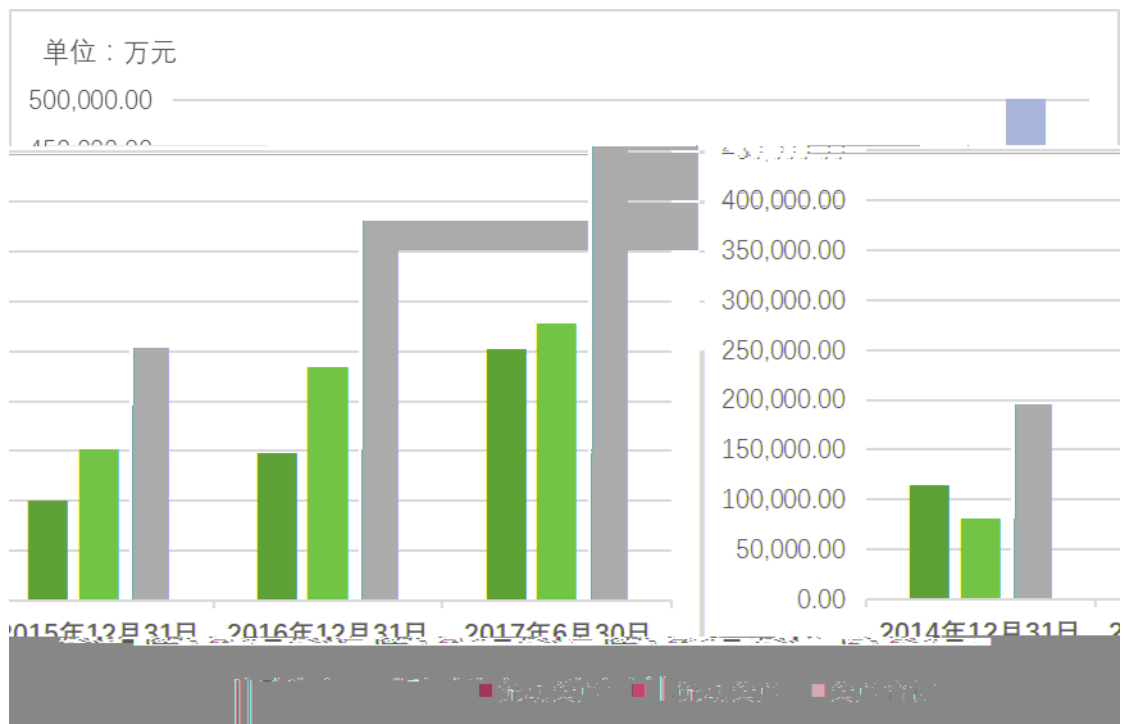
---



---

		%	/	
	2017 1-6	22.59	0.81	0.81
	2016	21.67	0.62	0.62
	2015	7.86	0.34	0.34
	2014	6.37	0.24	0.24

1



	2017 6 30		2016 12 31		2015 12 31		2014 12 31	
		%		%		%		%
	252,487.46	47.59	147,457.17	38.72	100,630.22	39.81	114,322.17	58.49
	278,067.87	52.41	233,417.04	61.28	152,125.02	60.19	81,123.01	41.51
	<b>530,555.33</b>	<b>100.00</b>	<b>380,874.21</b>	<b>100.00</b>	<b>252,755.24</b>	<b>100.00</b>	<b>195,445.18</b>	<b>100.00</b>

195,445.18      252,755.24

380,874.21      530,555.33      114,322.17

100,630.22      147,457.17      252,487.46

58.49% 39.81% 38.72% 47.59%      81,123.01      152,125.01

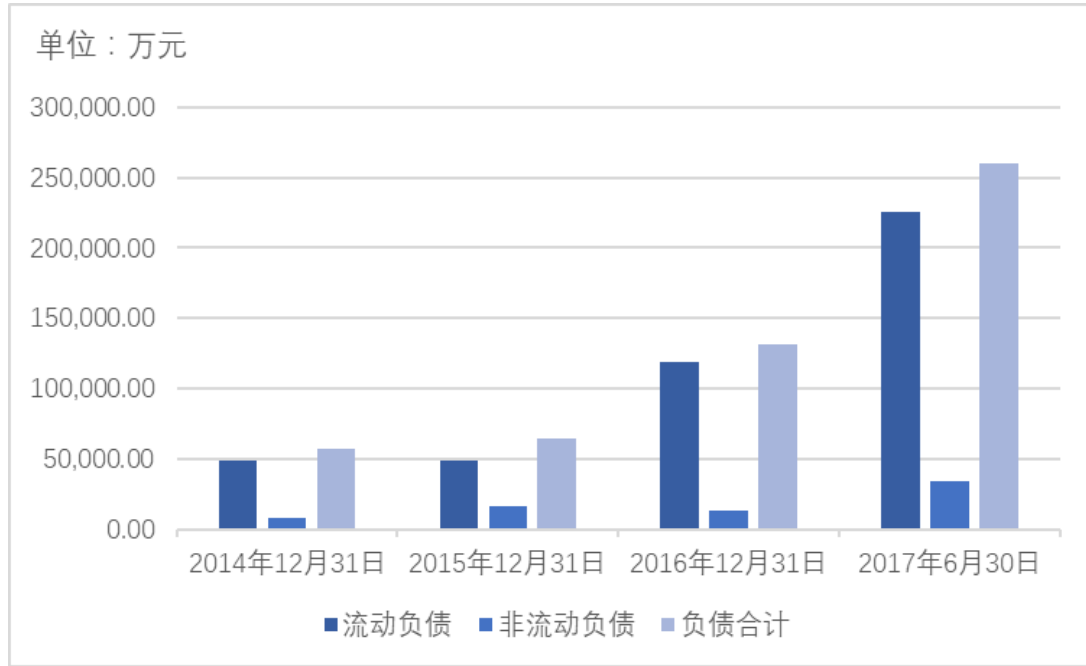
233,417.04      278,067.87      41.51%

60.19% 61.28% 52.41%

**2**

	2017 6 30		2016 12 31		2015 12 31		2014 12 31	
	( )	%	( )	%	( )	%	( )	%
	30,500.49	12.08	19,775.01	13.41	18,073.25	17.96	37,378.23	32.70
	100.03	0.04	130.37	0.09	143.25	0.14	-	-
	52,148.08	20.65	13,316.77	9.03	11,733.26	11.66	11,149.20	9.75
	40,920.54	16.21	44,372.69	30.09	36,137.04	35.91	20,555.64	17.98
	24,246.24	9.60	8,200.48	5.56	2,057.08	2.04	2,755.78	2.41
	-	-	-	-	-	-	56.17	0.05
	1,204.33	0.48	2,141.64	1.45	741.32	0.74	380.77	0.33
	84,240.71	33.36	53,435.39	36.24	31,314.56	31.12	32,909.91	28.79
	19,127.05	7.58	6,084.81	4.13	430.47	0.43	9,136.48	7.99
	<b>252,487.46</b>	<b>100.00</b>	<b>147,457.17</b>	<b>100.00</b>	<b>100,630.22</b>	<b>100.00</b>	<b>114,322.17</b>	<b>100.00</b>





	2017 6 30		2016 12 31		2015 12 31		2014 12 31	
		%		%		%		%
	225,840.38	86.89	119,087.84	90.34	48,288.07	74.94	48,526.43	85.63
	34,065.53	13.11	12,735.79	9.66	16,148.63	25.06	8,140.88	14.37
	259,905.91	100.00	131,823.63	100.00	64,436.70	100.00	56,667.31	100.00

			56,667.31		64,436.70		
131,823.63		259,905.91			48,526.43		
48,288.07		119,087.84		225,840.38			
	85.63%	74.94%	90.34%	86.89%		8,140.88	16,148.63
		12,735.79		34,065.53			14.37%
	25.06%	9.66%		13.11%			

	2017 6 30		2016 12 31		2015 12 31		2014 12 31	
	( )	%	( )	%	( )	%	( )	%
	149,838.54	57.65	43,863.49	33.27	17,169.68	26.65	32,747.89	57.79
	2,268.70	0.87	10,526.90	7.99	3,283.18	5.10	1,696.18	2.99

	32,039.16	12.33	27,821.60	21.11	17,422.02	27.04	10,832.47	19.12
	17,960.38	6.91	6,270.52	4.76	2,362.91	3.67	920.26	1.62

	2017 6 30	2016 12 31	2015 12 31	2014 12 31
	1.12	1.24	2.08	2.36
	0.74	0.79	1.44	1.68
	48.99%	34.61%	25.49%	28.99%
	41.66%	32.06%	26.70%	27.81%
	2017 1-6	2016	2015	2014
	31.50	26.45	9.00	13.48

1 = /

2 = /

3 = /

4 = /

1

1

2.36 2.08 1.24 1.12

2

1.68 1.44 0.79 0.74

28.79%

31.12% 36.24% 33.36%

2

28.99% 25.49%

34.61% 48.99%

2016

9.12

2016

104.58%

50.69%

2017 6 30

14.38

97.16%

39.30%

2017 6 30

1-2-3-62

124,725.05

209.75%

1

105,975.05 ;2)

18,750

9.28

56.58%

3

13.48 9.00 26.45 31.50

	2016	2015	2014
	7.07	4.78	4.63
	51	75	78
	4.39	3.30	2.49
	82	109	145

1 = /

2 =360 /

3 = /

4 =360 /

1

2014	2015	2016	4.63
4.78	7.07		

2014	2015	2016	78
75	51		

3



---

2

2014 2015 2016 2.49 3.30  
4.39

,

2014 2015 2016 145 109  
82

1

2014

2015 2016 2017 1-6

	2017 1-6		2016		2015		2014	
		%		%		%		%
	162,322.54	99.87	264,867.18	93.13	134,985.14	99.70	86,670.46	99.68
	203.17	0.13	19,544.85	6.87	407.33	0.30	277.56	0.32
	<b>162,525.70</b>	<b>100.00</b>	<b>284,412.03</b>	<b>100.00</b>	<b>135,392.48</b>	<b>100.00</b>	<b>86,948.01</b>	<b>100.00</b>

90%

2

1

/

		2017 1-6		2016		2015		2014	
			%		%		%		%
		32,819.35	20.22	47,997.80	18.12	41,747.62	30.93	37,909.44	43.74
		46,810.78	28.84	54,856.81	20.71	32,777.78	24.28	23,071.37	26.62
		31,861.09	19.63	72,236.08	27.27	17,245.28	12.78	5,927.84	6.84
		13,015.15	8.02	23,651.62	8.93	7,916.16	5.86	6,125.75	7.07
		4,069.77	2.51	9,597.95	3.62	5,896.65	4.37	5,915.18	6.82
		9,432.90	5.81	33,503.76	12.65	20,200.27	14.96	466.14	0.54
		24,313.51	14.98	23,023.18	8.69	9,201.38	6.82	7,254.74	8.37
		<b>162,322.53</b>	<b>100.00</b>	<b>264,867.18</b>	<b>100.00</b>	<b>134,985.15</b>	<b>100.00</b>	<b>86,670.45</b>	<b>100.00</b>

75%

2

		2017 1-6		2016		2015		2014	
			%		%		%		%
		129,598.12	79.84	206,600.36	78.00	103,690.61	76.82	66,921.84	77.21
		32,724.42	20.16	58,266.82	22.00	31,294.53	23.18	19,748.62	22.79
		<b>162,322.53</b>	<b>100.00</b>	<b>264,867.18</b>	<b>100.00</b>	<b>134,985.14</b>	<b>100.00</b>	<b>86,670.46</b>	<b>100.00</b>

206,600.36      129,598.12      66,921.84      103,690.61  
78.00%    79.84%      77.21%    76.82%

1-2-3-65



51.84%	53.13%	2017		
2017	1-6		21.20	19.50
	30.40%	26.20%		
2012-2020		2020		200
	40%	2025		
20%				
			227.11%	
2				
		70%		
	Mt Marion	Mariana	Avalonia	
		RIM		
3				
/		/	/	/

---

86

2017 6 30  
41

863

30 "SÈKSI S'ĪĀDĀS-Ž-ĪD ĪĀZĪG '30 Sĕ'Nà 0-

		%		%		%		%
	104,057.32	97.23	162,889.12	87.53	104,466.93	98.65	67,679.66	98.98
	2,961.17	2.77	23,201.13	12.47	1,431.79	1.35	695.34	1.02
	<b>107,018.49</b>	<b>100.00</b>	<b>186,090.25</b>	<b>100.00</b>	<b>105,898.72</b>	<b>100.00</b>	<b>68,375.00</b>	<b>100.00</b>

2014 2015 2016 2017 1-6  
68,375.00 105,898.72 186,090.25 107,018.49  
67,679.66 104,466.93  
162,889.12 104,057.32 98.98% 98.65%  
87.53% 97.23%

1

70%

		2017 6 30		2016		2015		2014	
			%		%		%		%
		21,189.01	20.36	28,648.18	17.59	31,796.14	30.44	29,454.51	43.52
		26,149.17	25.13	27,975.64	17.17	26,360.53	25.23	19,772.70	29.22
		16,809.29	16.15	44,397.78	27.26	14,382.18	13.77	4,233.16	6.25
		7,652.41	7.35	10,395.28	6.38	5,876.56	5.63	5,060.43	7.48
		2,149.88	2.07	6,280.96	3.86	3,507.59	3.36	3,710.53	5.48
		10,510.11	10.10	29,952.32	18.39	16,133.54	15.44	376.58	0.56
		19,597.44	18.83	15,238.95	9.36	6,410.39	6.14	5,071.75	7.49
		<b>104,057.31</b>	<b>100.00</b>	<b>162,889.12</b>	<b>100.00</b>	<b>104,466.93</b>	<b>100.00</b>	<b>67,679.66</b>	<b>100.00</b>

2017 1-6

2016

10.72% 9.92% 5.98% 6.74%

1

2014	2015	2016	2017	1-6
5,906.41	8,101.00	10,187.31		5,870.19
6.79%	5.98%	3.58%	3.61%	

2

		2,736.12	3,455.14	5,087.03
2,301.58		3.15%	2.55%	1.79% 1.42%

2015 2016

26.28% 47.23%

3

		674.42	1,872.26	1,732.41
2,786.57		0.78%	1.38%	0.61% 1.71%

4

		1,225.72	2,633.73	
23,841.25	4.89		1.41% 1.95%	8.38%
0.003%				

5

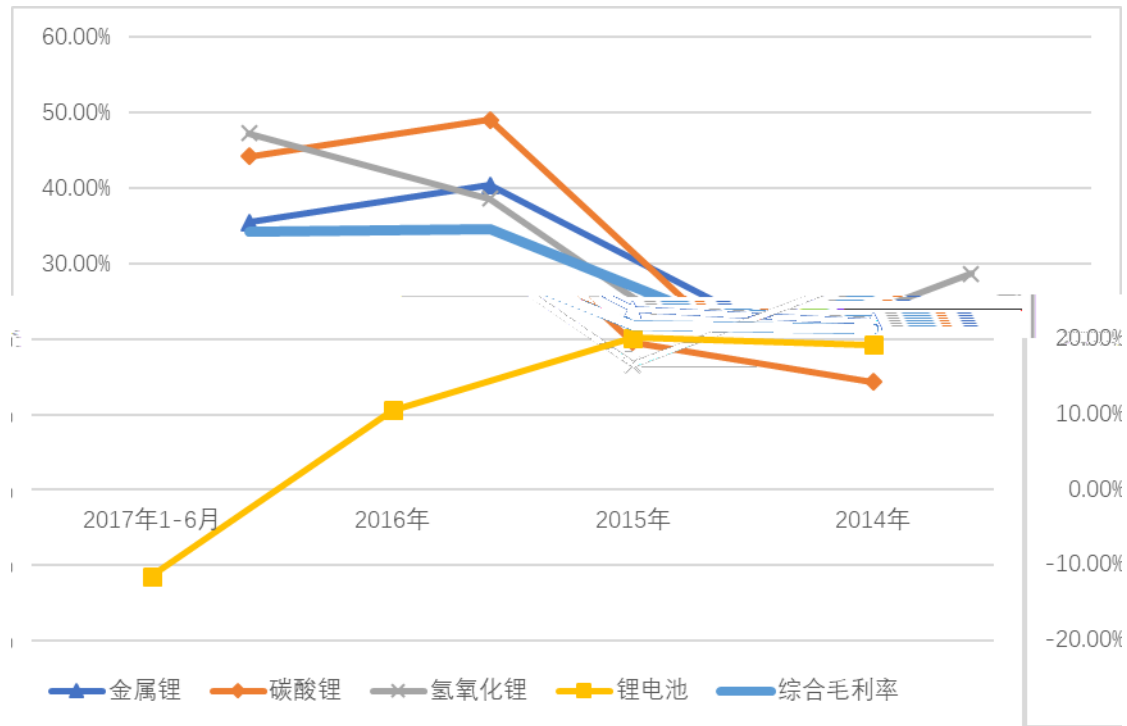
1

		1,486.02	2,243.24	1,596.78
--	--	----------	----------	----------

1-2-3-71



7.07	,		17.33%	17.92%
3.44%	0.01%			
2				
		573.35	203.70	5,748.98
57.33	,		6.69%	1.63%
12.38%	0.09%			
6				
		359.63	144.53	2,231.72
19,987.19			4.20%	1.15%
32.91%				4.81%
2016			2,087.19	2015
7			2015	
			2,283.56	
2017	1-6		19,982.77	
		2016		
		18,521.02		
7				
		0	0	0
			4,875.58	2017
1-6				
2017	1-6	4,875.58		2017
5	10	16	--	2017
				15
2017	1	1		2017
				1
		2017	1-6	
4,875.58		4,875.58		



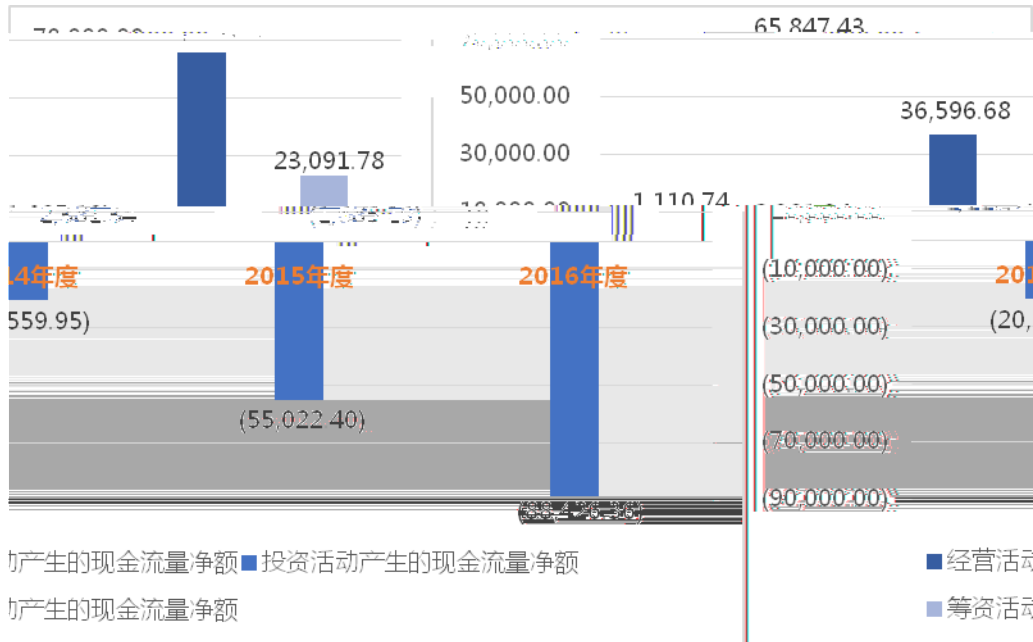
	2017 1-6	2016	2015	2014
	35.44%	40.31%	23.84%	22.30%
	44.14%	49.00%	19.58%	14.30%
	47.24%	38.54%	16.60%	28.59%
	-11.42%	10.60%	20.13%	19.21%
	<b>34.15%</b>	<b>34.57%</b>	<b>21.78%</b>	<b>21.36%</b>

2014      2015      2016      2017 1-6  
 21.36%   21.78%   34.57%   34.15%

1,211.91      1,865.78

-979.78      19,845.19

14.14%   14.91%   -2.11%   32.67%



	2017 1-6	2016	2015	2014
经营活动产生的现金流量净额	-35,915.52	65,847.43	36,596.68	1,110.74
投资活动产生的现金流量净额	-87,962.50	-88,426.36	-55,022.40	-20,559.95
筹资活动产生的现金流量净额	126,675.19	23,091.78	-1,685.19	2,381.34

2014      2015      2016      2017      1-6

1,110.74      36,596.68      65,847.43      -35,915.52

98%

80%

2014      2015      2016      2017      1-6

	-20,559.95	-55,022.40	-88,426.36	-87,962.50
			15,033.17	13,133.64
50,620.47	25,164.00			18,037.81
43,810.82	37,011.14	60,897.66		
2014	2015	2016	2017	1-6
	2,381.34	-1,685.19	23,091.78	126,675.19
2015				/
2017	1-6			117,772.23
2017	1-6			127,676.07

---

92,800.00

1	6	50,000.00	21,200.00	28,800.00
2	1.5	39,000.00	5,200.00	33,800.00
3	2	36,595.00	6,395.00	30,200.00
		<b>125,595.00</b>	<b>32,795.00</b>	<b>92,800.00</b>

---

1

2016	4.50	2020
5.49	10.99	25.01%
	USGS 2017	2016
	1,400	
750		

2012-2020

2020

200

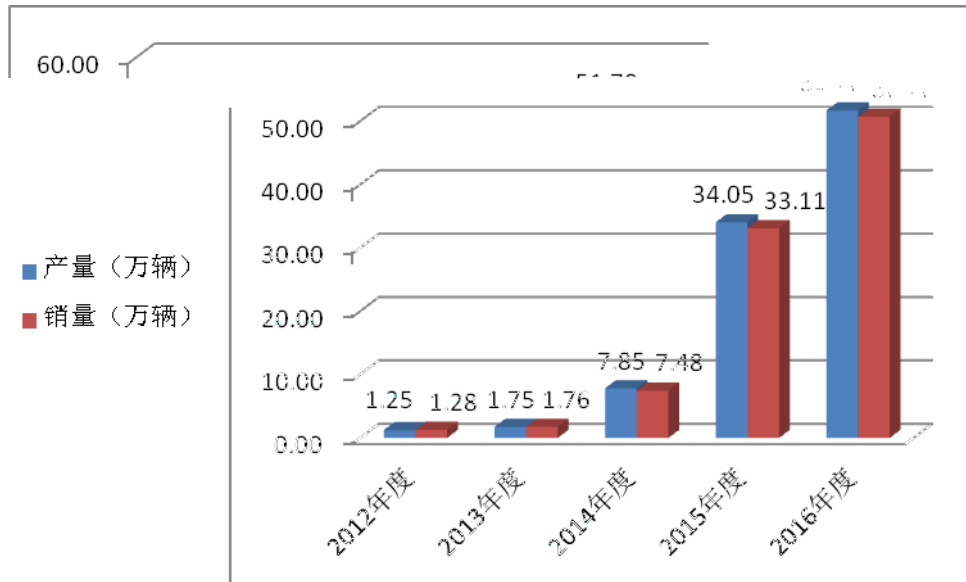
40%

2025

20%

2012

2016



3

2015 1 5

2016 1 1

2020

5.0 /100

2015 4 22

2016~2020

5

2015 10 29

6

38

1-2-3-78

---

2017

60

386

2

Avalonia

Mariana

RIM

100%

1.5

2

6

**6**

1

18,000




	2012	EV-Everywhere	5
	2012		
	2012		
	2009		
	2011		5,000 3 1/4
	2014		2015 5
	2009		2020 200 60 15 500 2015 100 2020 400
	2013		
	2014		2015 2 1 2030 6 30
	2015	2030	2030 100 1.5 2030 3.3

2016

1.94

1-2-3-80





2020

100

70%

2015.9

2025

80%

2025

300

80%

2016-2020

2016 51.70 51.84%  
 41.70 9.9 50.70  
 53.13% 40.90 9.80

(GBII) 2016  
 25.49GWH 66.99% 2020  
 91.96GWH 2016 3.61

2017 4 2 2017  
 69% 2.5  
 2017 10 2020 50  
 71%

2025 2025  
 15%~25% 2025  
 2025 1.2 15%~25%  
 2025 1800 -3000

	2025 10 15%-25%
	2020 2025 15% 25% 2017 10
	2025 30 200-300 20% 25%
	2020 10-25%
	2020 3
	2020 20%

	2025 10
	2020 26

Wind

3

1

2

3

6

1.8

4

	91360500576129026E
	10,000
	100%
	2011 6 13
	*

5

1

50,000

28,843.43

1-2-3-84

---

21, 156. 57

			(%)
1		25, 588. 40	88. 71
2		1, 118. 48	3. 88
3		2, 136. 55	7. 41
		<b>28, 843. 43</b>	<b>100. 00</b>

2

101, 500. 00

14, 447. 51

3. 96

**1.5**

1

2013

2

30-55

2015 34.05 2014 333.76% 2015

33.11 2014 342.65% 2016

2016 2015

51.84% 53.13%

2012-2020 2020 200

40%

(GBII) 2016

4.50 29.31% 2020

10.99 2016 2.44

3

1

3

2

4,500

4

5

1

39,000 36,000

3,000

---



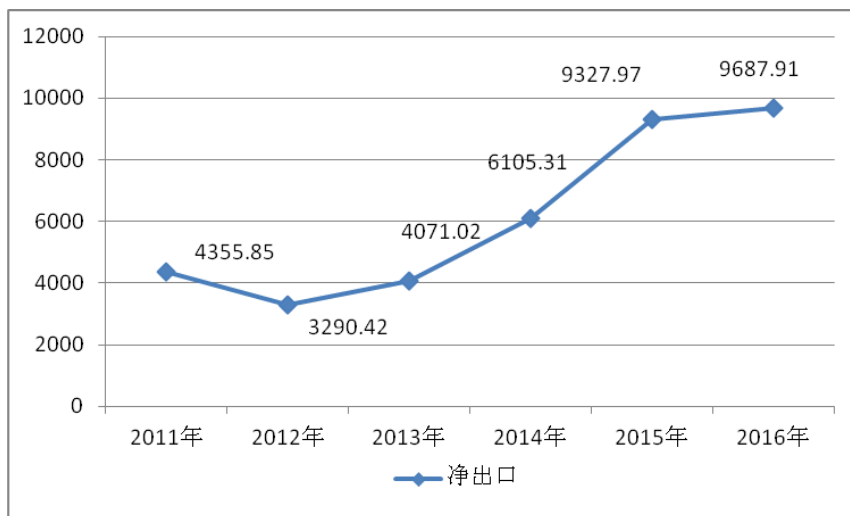
2013

2

2016

2016 2016 2012  
2016 9687.91

2011-2016



Wind

2015

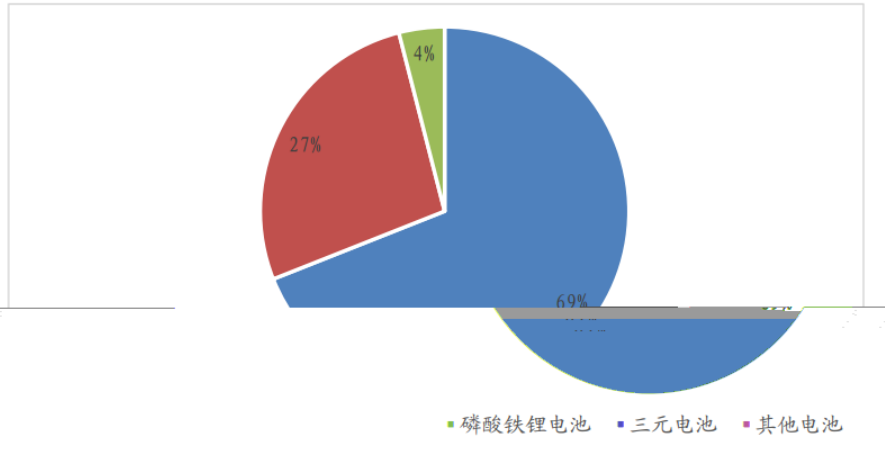
27% 2016

44

64.1%

35%

1-2-3-88



Wind

471

C

2020-2030

7

3

1

2

2

15,000t/a

5,000t/a

4

5

1

36,595.00

30,280.00

1-2-3-89

---

6,315.00

2

151,133.38

27,953.60

2.95

---

2014 2015 2016 2017 1-6  
2017

9:30 11:30 2:00 5:00

1

0790-6415606

0790-~~68605~~28

2

9291/

---

0755-82400862

<http://www.cninfo.com.cn>

---